



W Schwartz
Woodworking
LLC

2022 – 2023 | Quality Bedroom Furniture



Since 1997...



Schwartz Woodworking is committed to bringing high quality bedroom furniture, built to last for generations, to you, our customer.

With the third generation now involved in the business, we continue to grow and strive to meet the needs of our customers. Only select high quality solid hardwoods are used, with the latest in design, hardware and finishes.

In 2018, we opened our own finish shop. We now can assure that your heirloom furniture has the very best finish possible. Each piece is signed and dated by our craftsmen and is custom made right here in the USA... just for you.



Table of Contents



Adrianna Collection	4, 126
Belwright Collection	8, 128
Breckenridge Collection	12, 129
Bungalow Collection	16, 130
Charleston Collection	20, 131
Durham Collection	24, 132
Encada Collection	28, 133
Farmhouse Collection	32, 134
Francine Collection	38, 135
Hamilton Court Collection	42, 136
Jacobson Collection	46, 137
Kensington Collection	50, 138
Larado Collection	54, 139
Laurel Collection	58, 140
Medina Collection	62, 141
Palisade Collection	68, 142
Royal Mission Collection	72, 143
Schwartz Mission Collection	76, 144
Sonoma Collection	80, 146
Tucson Collection	86, 147
Westmere Collection	92, 148
Woodmont	96, 149
Benches – Blanket Chests	100
Desk Chests	102
Fabric Covered Beds	104
Beds (Other)	110
Hardware	120
Care of Wood / Warranty / Internet Policy	125
Drawings	126

All measurements in this catalog are listed as width x depth x height.





Adrianna

Adrianna Collection line drawings on page 126



ADD9
Adrianna Dresser
9 drawers
60w x 21d x 43½h

ADMH-1
Adrianna Mirror
40w x 33½h

Hardware: *K-519-96 DBN*

Wood: *Brown
Maple*

Stain: *Coffee*



BST
Bedstep
22w x 14½h





ADC6
Adrianna chest
6 drawers
35w x 21d x 48h



Our STP option turns most any nightstand into a secret hiding place... the power strip has 2-110V outlets and 2 USB plug ins.



Turn any small top dresser or chest drawer into a jewelry drawer with our SJT option.



Now you can plug in anything with this PSO option. Features 2-110V outlets and 2 USB plug ins. Available on any nightstand.



ADNS30
Adrianna Nightstand
3 drawers w/opening
26½w x 17d x 32½h

STANDARD FEATURES:

- 1" solid tops
- Full extension drawers
- Beveled mirrors
- Adjustable leveling glides on cases

OPTIONAL FEATURES:

- Underbed drawers SRO
- Exchange armoire shelves for clothes rod
- Soft-close undermount drawers
- Additional hardware pgs. 120-123







Belwright

Belwright Collection line drawings on page 128



BED9
Belwright Dresser
9 drawers
68w x 22d x 48h

BEM52
Belwright Mirror
52w x 34h

Hardware: A-868-MB

Wood: Rustic Cherry with
Sawcut Distressing

Stain: Coffee Low Sheen

BENS3
Belwright Nightstand
3 drawers
27w x 19d x 30½h





BEDOC
Belwright Door Chest
5 drawers, 1 door
42w x 22d x 52h



Our STP option turns most any nightstand into a secret hiding place... the power strip has 2-110V outlets and 2 USB plug ins.



Touch the sensor on the side and the soft glow will not disturb the sleeping. Option LEDN.



Our bed storage rail option SRO is available with most beds.

STANDARD FEATURES:

- 1" solid top with softened corners
- Applied molding trim on drawer fronts
- Applied molding trim on raised panel sides
- Soft-close undermount drawers
- Beveled mirrors
- Adjustable leveling glides on cases

OPTIONAL FEATURES:

- Sawcut distressing
- Underbed drawers SRO
- Exchange armoire shelves for clothes rod
- Additional hardware pgs. 120-123







Collection shown in
Heartland Black Leather



Breckenridge

Breckenridge Collection line drawings on page 129



BRD10
Breckenridge Dresser
10 drawers
66½w x 23¼d x 45h

BRMV-1
Breckenridge Mirror
52w x 31h



Pull
out
shelf

BRNS3
Breckenridge
Nightstand
3 drawers
pull out tray
24½w x 18¼d x 29½h



Hardware: *P-3448-VB Pull*
650 DBAC Knob

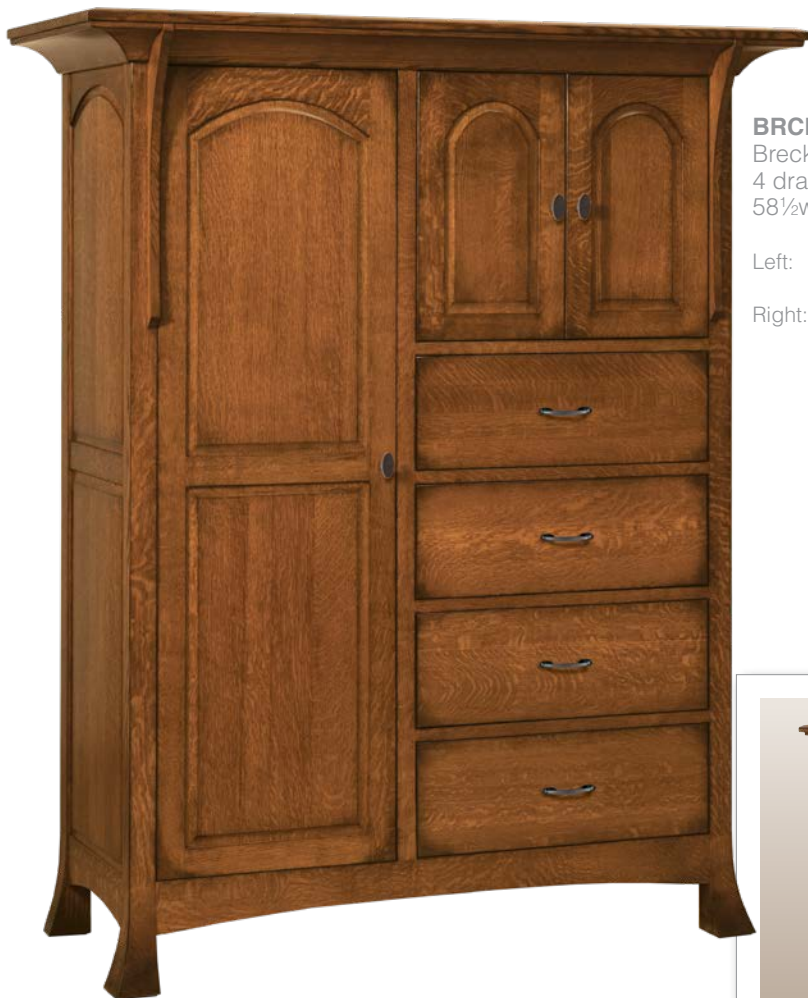
Wood: *Quarter-sawn*
White Oak

Stain: *Michael's Cherry*
w/Dry Brush

BRSB
Breckenridge
Storage Bench
49w x 19d x 29h
inside storage:
42w x 12d x 7h



BRNS1
Breckenridge
Nightstand
1 drawer
pull out tray
24½w x 18¼d
x 29½h



BRCH

Breckenridge Chifforobe
4 drawers, 3 doors
58½w x 25¼d x 73h

Left: 3 shelves
1 clothes rod
Right: 1 shelf


BRC6
Breckenridge Chest
6 drawers
42½w x 23¼d x 53h



BRDOC

Breckenridge
Door Chest
5 drawers, 1 door
42½w x 23¼d x 53h

Left: 1 shelf



Our STP option turns most any nightstand into a secret hiding place... the power strip has 2-110V outlets and 2 USB plug ins.



Touch the sensor on the side and the soft glow will not disturb the sleeping. Option LEDN.



Turn any small top dresser or chest drawer into a jewelry drawer with our SJT option.



Our bed storage rail option SRO is available with most beds.

STANDARD FEATURES:

- 1" solid tops
- Pull out shelf in nightstand
- Soft-close undermount drawers
- Beveled mirrors
- Adjustable leveling glides on cases
- 10" siderails on bed
- Soft-close doors

OPTIONAL FEATURES:

- Leather padded head- and footboard
- Wood panel head- and footboard
- Underbed drawers SRO
- Exchange armoire shelves for clothes rod
- Additional hardware pgs. 120-123





Bungalow

Bungalow Collection line drawings on page 130



BUD7
Bungalow Dresser
7 drawers
63w x 22d x 41h

BUMT
Bungalow Mirror
41½w x 40½h

Hardware: K-2980 ORB Knob

Wood: Cherry

Stain: Fruitwood



BUNS3
Bungalow Nightstand
3 drawers
24¾w x 18d x 30h



BUC6
Bungalow Chest
6 drawers
44w x 22d x 52h





BUA
Bungalow Armoire
One piece, 2 drawers, 2 doors
39w x 22d x 67h

2 shelves



BULC
Bungalow
Lingerie Chest
5 drawers
24¾w x 18d x 52h



BUNS2D
Bungalow Nightstand
1 drawer, 2 doors
24¾w x 18d x 30h



BUDOC
Bungalow Door Chest
5 drawers, 1 door
44w x 22d x 52h



Our STP option turns most any nightstand into a secret hiding place... the power strip has 2-110V outlets and 2 USB plug ins.



Touch the sensor on the side and the soft glow will not disturb the sleeping. Option LEDN.



Turn any small top dresser or chest drawer into a jewelry drawer with our SJT option.




Now you can plug in anything with this PSO option. Features 2-110V outlets and 2 USB plug ins. Available on any nightstand.

STANDARD FEATURES:

- 1" solid tops
- Soft-close undermount drawers
- Beveled mirrors
- Adjustable leveling glides on cases
- Two adjustable shelves in armoire
- Soft-close doors
- Exposed tenons

OPTIONAL FEATURES:

- Without exposed tenons
- Underbed drawers SRO
- Exchange armoire shelves for clothes rod
- Additional hardware
pgs. 120-123



Bungalow Collection line drawings on page 130





Charleston



Highland Bed
shown with storage rail option
SRO18

Charleston Collection line drawings on page 131



CHDOC
Charleston Chest
6 drawer, 1 door
42w x 22d x 57½h



CHNS3
Charleston Nightstand
3 drawer
27w x 18d x 32½h



CHD8
Charleston Dresser
8 drawer
57w x 22d x 47h

CHMU-1
Charleston Mirror
41½w x 33h

Hardware: 3062-BI Knob
Wood: Rustic Cherry
Stain: Honey





CHA
 Charleston One Piece Armoire
 2 drawer 2 door
 44w x 22d x 70h
 2 shelves



CHBC
 Charleston Blanket Chest
 Available w/cedar bottom insert
 (cushion optional)
 48w x 20d x 28h



Our STP option turns most any nightstand into a secret hiding place... the power strip has 2-110V outlets and 2 USB plug ins.



Touch the sensor on the side and the soft glow will not disturb the sleeping. Option LEDN.



Now you can plug in anything with this PSO option. Features 2-110V outlets and 2 USB plug ins. Available on any nightstand.




Cedar Drawer Bottom. Option CDB is available with any drawer. (Specify which drawer.)

STANDARD FEATURES:

- 1" solid tops
- Soft-close undermount drawers
- Beveled mirrors
- Adjustable leveling glides on cases
- Two adjustable shelves in armoire
- 10" siderails on bed

OPTIONAL FEATURES:

- Underbed drawers SRO
- Exchange armoire shelves for clothes rod
- Additional hardware pgs. 120-123







Durham



Durham Bed
without canopy posts

Durham Collection line drawings on page 132



DUD60
Durham Dresser
6 drawer
60w x 21¹/₄d x 38h

DUMR46
Durham Mirror
40¹/₂w x 46h

Hardware: JA293-224BNDBL

Wood: Brown Maple

Stain: Bel Air
Low Sheen

DUD2D
Durham Dresser
4 drawer, 2 door
52w x 21¹/₄d x 35h

DUMR40
Durham Mirror
38¹/₂w x 40h

Hardware: 55278BBZ

Wood: Oak

Stain: Seagrass
Low Sheen





DUNS2
Durham Nightstand
2 drawer
27w x 18d x 28h

DUNS32
Durham Nightstand
2 drawer
32w x 18d x 28h

Hardware: 55278BBZ

Wood: Oak

Stain: Seagrass
Low Sheen



DUC5
Durham Chest
5 drawer
40w x 21¹/₄d x 53¹/₂h



Touch the sensor on the side and the soft glow will not disturb the sleeping. Option LEDN.



Turn any small top dresser or chest drawer into a jewelry drawer with our SJT option.



Our STP option turns most any nightstand into a secret hiding place... the power strip has 2-110V outlets and 2 USB plug ins.



Bed storage rail option SRO

STANDARD FEATURES:

- 1³/₈" tops
- Solid Side
- Soft-close undermount drawers
- Adjustable leveling glides on cases
- Beveled mirrors

OPTIONAL FEATURES:

- Underbed drawers SRO
- Additional hardware
pgs. 120-123





Encada

Encada Collection line drawings on page 133

Encada



END9
Encada Dresser
9 drawer
68w x 21½d x 48h

ENM54
Encada Mirror
54w x 34h

ENB48 (shown)
Encada Bench
48w x 16d x 19h

ENB36
36w x 16d x 19h



ENSB
Encada
Storage Bench
49w x 19d x 29h



ENBC
Encada Blanket Chest
48w x 21d x 28h

Hardware: P3672BI

Wood: Rustic Cherry

Stain: Burnt Umber
Low Sheen





ENDOC

Encada Door Chest
5 drawer, 1 door
42w x 21¹/₂d x 53h

1 shelf

ENNS1D

Encada Nightstand
1 drawer, 1 door
24w x 18³/₄d x 30h



ENNS3

Encada Nightstand
3 drawer
27w x 18³/₄d x 30h

Hardware: PN8005

Wood: Quarter Sawn
White Oak

Stain: Michael's Cherry



Touch the sensor on the side and the soft glow will not disturb the sleeping. Option LEDN.



Turn any small top dresser or chest drawer into a jewelry drawer with our SJT option.



Cedar Drawer Bottom. Option CDB is available with any drawer. (Specify which drawer.)




Bed storage rail option SRO

STANDARD FEATURES:

- 1³/₈" solid tops
- Soft-close undermount drawers
- 1/2" walnut spline embedded into edge of tops
- Black hammered decorative tacks
- Angled reverse panel sides
- Beveled mirrors
- Adjustable leveling glides on cases

OPTIONAL FEATURES:

- No tacks
- No walnut spline
- Underbed drawers SRO
- Additional hardware pgs. 120-123







Collection shown with Farmhouse Signature Bed



Farmhouse



Farmhouse Loft Queen Bed

Farmhouse Collection line drawings on page 134





Collection shown with
Farmhouse Loft Bed



Farmhouse



Farmhouse Signature Bed

Farmhouse Collection line drawings on page 134



FHDR6
Farmhouse Dresser
6 drawer
66w x 22d x 38¹/₂h

FHMR40
Farmhouse Mirror
47w x 40h



FHNS3
Farmhouse Nightstand
3 drawer
27w x 17¹/₂d x 30h

FHC5
Farmhouse Chest
5 drawer
40w x 22d x 52¹/₂h



FH6DR60
Farmhouse Dresser
6 drawer
60w x 22d x 38¹/₂h

FHMRRD
Farmhouse Mirror
38w x 38h



Hardware: BP9464305900
Wood: Rustic Hickory
Vintage Barnwood Texture
Stain: Briar FC 15743 Low Sheen



FHNS20
Farmhouse
Nightstand
2 drawer, 1 opening
27w x 17¹/₂d x 30h

FHCH
Farmhouse
Chifferobe
4 drawer, 3 door
53¹/₂w x 22³/₄d x 71h



FHDR8
Farmhouse Dresser
8 drawer
66w x 22d x 45h

Hardware: BP9464305900
Wood: Rustic Hickory
Stain: Tavern Low Sheen



FHA
Farmhouse Armoire
2 drawer, 2 door
40¹/₂w x 22³/₄d x 71h

FHTNS
Farmhouse
Nightstand
3 drawer
32w x 17¹/₂d x 34h



Hardware: BP9464305900
Wood: Rustic Hickory
Vintage Barnwood Texture
Stain: Briar FC 15743 Low Sheen



Touch the sensor on the side and the soft glow will not disturb the sleeping. Option LEDN.



Our STP option turns most any nightstand into a secret hiding place... the power strip has 2-110V outlets and 2 USB plug ins.



Bed storage rail option SRO

STANDARD FEATURES:

- 1³/₈" solid top
- Reverse panel sides with applied molding
- Soft-close undermount drawers
- Beveled mirrors
- Adjustable leveling glides on cases

OPTIONAL FEATURES:

- Vintage barnwood texture
- Underbed drawers SRO
- Additional hardware pgs. 120-123





Francine



Francine Bed
Solid Wood Headboard

Fabric: C2-12 Antarctic

Francine Collection line drawings on page 135

Francine



FRD9
Francine Dresser
9 drawer
65w x 21³/₄d x 46h

FRM-1
Francine Mirror
48w x 37h



FRNS1D
Francine Nightstand
1 drawer, 1 door
26w x 18³/₄d x 30¹/₂h

Hardware: *K-527 SIM*

Wood: *Brown Maple*

Stain: *Rich Tobacco*



FRC6
Francine Chest
6 drawers
41w x 21³/₄d x 55h



Touch the sensor on the side and the soft glow will not disturb the sleeping. Option LEDN.



Turn any small top dresser or chest drawer into a jewelry drawer with our SJT option.



Our STP option turns most any nightstand into a secret hiding place... the power strip has 2-110V outlets and 2 USB plug ins.




Now you can plug in anything with this PSO option. Features 2-110V outlets and 2 USB plug ins. Available on any nightstand.

STANDARD FEATURES:

- 1" solid tops
- 5 piece drawer fronts and doors with applied molding
- Soft-close undermount drawers
- Tufted fabric headboard w/buttons
- Beveled mirrors
- Adjustable leveling glides on cases

OPTIONAL FEATURES:

- Wood panel headboard
 - Underbed drawers SRO
 - Additional hardware
- pgs. 120-123







Hamilton Court



Adrianna Bed

Hamilton Court Collection line drawings on page 136



HCA
Hamilton Court Armoire
2 drawers, 2 doors
42w x 22d x 72h

2 shelves

HCC6
Hamilton Court Chest
6 drawers
42w x 22d x 50h



HCD8
Hamilton Court Dresser
8 drawers
66w x 22d x 37½h

HCMC-2
Hamilton Court Mirror
51w x 41h

Hardware: 117 DACM Knob

Wood: Brown Maple

Stain: Rich Tobacco





HCDOC

Hamilton Court Door Chest
7 drawers, 1 door
53w x 22d x 58h

2 shelves

HCNS3
Hamilton Court Nightstand
3 drawers
27w x 17½d x 30h



HCNS4

Hamilton Court Nightstand
4 drawers
32w x 17½d x 30h



Our STP option turns most any nightstand into a secret hiding place... the power strip has 2-110V outlets and 2 USB plug ins.



Touch the sensor on the side and the soft glow will not disturb the sleeping. Option LEDN.



Turn any small top dresser or chest drawer into a jewelry drawer with our SJT option.



Now you can plug in anything with this PSO option. Features 2-110V outlets and 2 USB plug ins. Available on any nightstand.

STANDARD FEATURES:

- 1" solid tops
- 1" rounded drawer fronts
- Soft-close undermount drawers
- Beveled mirrors
- Adjustable leveling glides on cases
- Two adjustable shelves in armoire
- 10" siderails on bed

OPTIONAL FEATURES:

- Underbed drawers SRO
- Exchange armoire shelves for clothes rod
- Additional hardware
pgs. 120-123





Jacobson



Lynbrook Bed

*Jacobson Headboard with
SPO (storage platform option)*

Hardware: Black Mission

Wood: Quarter-sawn Oak

Stain: Michael's Cherry

Jacobson Collection line drawings on page 137



JAC8
Jacobson Chest
8 drawer
41w x 21½d x 57½h

Shown with D-524 BL



JADOC
Jacobson Door Chest
6 drawer, 1 door
41w x 21½d x 57½h

1 shelf

Shown with D-524 BL

JAD12
Jacobson Dresser
12 drawer
66w x 21½d x 48h

JAMM-2
Jacobson Mirror
57w x 27h







JAMEC
Jacobson Media Chest
3 drawer
41w x 21½d x 43½h



JANS3
Jacobson
Nightstand
3 drawer w/
pull out tray
24½w x
19¼d x
31½h



JANS1
Jacobson Nightstand
open slat
24½w x 19¼d x 29h



Our STP option turns most any nightstand into a secret hiding place... the power strip has 2-110V outlets and 2 USB plug ins.



Turn any small top dresser or chest drawer into a jewelry drawer with our SJT option.



Now you can plug in anything with this PSO option. Features 2-110V outlets and 2 USB plug ins. Available on any nightstand.

STANDARD FEATURES:

- 1" solid tops
- Pull out tray in nightstand
- Soft-close undermount drawers
- Beveled, wall mounted mirror
- Adjustable leveling glides on cases
- Back board on tops

OPTIONAL FEATURES:

- Attach mirror to dresser
- Wood bed frame for headboard
- Underbed drawers SRO
- Additional hardware
pgs. 120-123



JASU
Jacobson Storage Unit
11 drawer, 3 door
60w x 21½d x 76h



Jacobson Collection line drawings on page 137





Kensington

Kensington Collection line drawings on page 138





KEDR7
Kensington Dresser
7 drawer
68w x 22¼d x 41½h

KEMR
Kensington Mirror
56w x 35½h

Hardware: VNA10516L

Wood: Rustic Cherry
Vintage Barnwood Texture





KENS32

Kensington Nightstand
3 drawer
32w x 18d x 30h



Our STP option turns most any nightstand into a secret hiding place... the power strip has 2-110V outlets and 2 USB plug ins.



Now you can plug in anything with this PSO option. Features 2-110V outlets and 2 USB plug ins. Available on any nightstand.



Touch the sensor on the side and the soft glow will not disturb the sleeping. Option LEDN.



No wasted space... Our bed storage rail option SRO is available with most beds.



KEC5

Kensington Chest
5 drawer
42w x 22 1/4d x 52h

STANDARD FEATURES:

- 1 3/8" solid tops
- Undermount soft-close drawers
- Beveled mirror
- Adjustable leveling glides on cases
- Decorative metal accents on bed and mirror

OPTIONAL FEATURES:

- Vintage barnwood texture
- Underbed drawers
- Exchange shelves for clothes rod in Armoire
- Additional hardware pgs. 120-123





Larado

Larado Collection line drawings on page 139



LAD9
Larado Dresser
9 drawers
66w x 22d x 45h

LAML-2
Larado Mirror
43w x 33h



LAC5
Larado Chest
5 drawers, 1 secret drawer
41w x 22d x 53h



LAD7
Larado Dresser
7 drawers
66w x 22d x 38h

LAML-1
Larado Mirror
41w x 43h

Hardware: 55273-BBR

Wood: Rustic Cherry
Plank Top,
Barnwood Texture

Stain: Michael's Cherry
Low Sheen





LALC

Larado Lingerie Chest
4 drawers, 1 secret drawer
27w x 18d x 53h



LANS1

Larado Nightstand
1 drawer, open below
24w x 18d x 31½h



LANS3

Larado Nightstand
3 drawers
27w x 18d x 31½h



LANS1D

Larado Nightstand
1 drawer, 1 door
24w x 18d x 31½h



Plank top with saw cuts



Plank top joints



Felt Lined Secret Drawer




From the comfort of your bed,
touch the sensor on the side and
the soft glow will not disturb the
sleeping. Option LEDN.

STANDARD FEATURES:

- 1⅜" plank tops with barnwood texture
- Felt lined secret drawer in chest
- Felt lined secret drawer in lingerie
- Soft-close undermount drawers
- Beveled mirror
- Adjustable leveling glides on cases
- 2 adjustable shelves in armoire

OPTIONAL FEATURES:

- 1⅜" solid tops (no saw cuts)
- Slat or wood panel headboard
- Underbed drawers SRO
- Exchange shelves for clothes rod in armoire
- Additional hardware
pgs. 120-123







Laurel



All Laurel pieces are built with elegantly curved fronts as seen in this view of the Laurel 2 drawer nightstand.

Laurel Collection line drawings on page 140

Laurel



LLDR60
Laurel Dresser
6 drawers
60w x 23d x 36h

LLMR41
Laurel Mirror
41w x 41h

Hardware: R-2445935904

Wood: Brown Maple

Stain: Chocolate Spice



LLNS2
Laurel Nightstand
2 drawers
27w x 18½d x 26½h





LLC5
Laurel Chest
5 drawers
41w x 23d x 52h



Our STP option turns most any nightstand into a secret hiding place... the power strip has 2-110V outlets and 2 USB plug ins.



Touch the sensor on the side and the soft glow will not disturb the sleeping. Option LEDN.



Cedar Drawer Bottom. Option CDB is available with any drawer. (Specify which drawer.)

STANDARD FEATURES:

- Boat shaped top with underbevel
- Soft-close undermount drawers
- Elegant curved front on casegoods
- Beveled mirrors
- Adjustable leveling glides on cases

OPTIONAL FEATURES:

- Underbed drawers SRO
- Additional hardware
pgs. 120-123

LLNS1
Laurel Nightstand
1 drawer
27w x 18¼d x 30½h



LLNS3
Laurel Nightstand
3 drawers
27w x 18¼d x 30½h





Medina



MSWQ
Medina Solid Wood Queen Bed

Medina Collection line drawings on page 141





Collection shown with Medford Bed
fabric headboard with nailhead trim



Medina



Medina Bed

Wood: Knotty Alder

Finish: Chamois

Hardware: K2980-ORB

Medina Collection line drawings on page 141

Fabric: C2-11 Canvas

Nailheads: Natural



MED7
Medina Dresser
7 drawers
66w x 21³/₄d x 35¹/₂h

MEM41
Medina Mirror
41w x 39¹/₂h

Hardware: 53012-G10

Wood: Cherry

Stain: Baywood



MENS2
Medina Nightstand
2 drawers
26w x 16¹/₂d x 28¹/₂h






MEC6
Medina Chest
6 drawers
40w x 21³/₄d x 52¹/₂h

MB48 (shown)
Medina Bench
48w x 16d x 19h

MB36
36w x 16d x 19h



Our STP option turns most any nightstand into a secret hiding place... the power strip has 2-110V outlets and 2 USB plug ins.



Touch the sensor on the side and the soft glow will not disturb the sleeping. Option LEDN.



Turn any small top dresser or chest drawer into a jewelry drawer with our SJT option.



Now you can plug in anything with this PSO option. Features 2-110V outlets and 2 USB plug ins. Available on any nightstand.

STANDARD FEATURES:

- 1" solid tops
- Fully faced overlay drawer fronts
- Full extension sidemount drawers
- Beveled mirrors
- Adjustable leveling glides on cases

OPTIONAL FEATURES:

- Soft-close undermount drawers
- Underbed drawers SRO
- Additional hardware
pgs. 120-123





Palisade

Wood: *Rustic Hickory*

Stain: *Limed Oak FC 108
with Graphite FC 7131 Tops*

Palisade Collection line drawings on page 142

Palisade



PAD2D
Palisade Dresser
8 drawers, 2 doors
66w x 22d x 45½h

PAMQ-2
Palisade Mirror
48½w x 33h



PANS3
Palisade Nightstand
3 drawers
27w x 18d x 27½h



PABC
Palisade Blanket Chest
Available w/cedar
bottom insert
48w x 20d x 28h

Cushion Optional

Hardware: 1586-WID Knob

Wood: Rustic Hickory

Stain: Golden Harvest






PADOC
Palisade Chest
6 drawers, 1 door
43w x 22d x 50½h

PAA
Palisade 1 Piece Armoire
2 drawers, 2 doors
45w x 22d x 65h

2 shelves



Our STP option turns most any nightstand into a secret hiding place... the power strip has 2-110V outlets and 2 USB plug ins.



Touch the sensor on the side and the soft glow will not disturb the sleeping. Option LEDN.



Turn any small top dresser or chest drawer into a jewelry drawer with our SJT option.

STANDARD FEATURES:

- Soft-close undermount drawers
- Beveled mirrors
- Adjustable leveling glides on cases
- Two adjustable shelves in armoire
- Mitered drawer fronts and doors
- V-groove panels in bed and cases

OPTIONAL FEATURES:

- Underbed drawers SRO
- Exchange armoire shelves for clothes rod
- Additional hardware pgs. 120-123







Royal Mission

Royal Mission Collection line drawings on page 143

Royal Mission



RMD12
Royal Mission Dresser
12 drawers
68w x 22d x 48h

RMMK-2
Royal Mission Mirror
53w x 31h



RMBC
Royal Mission
Blanket Chest
Available w/cedar
bottom insert
48w x 20d x 28h

Cushion Optional



RMLC
Royal Mission
Lingerie Chest
29w x 18d x 55h

Hardware: Traditional Black
Mission Pulls

Wood: Quarter-sawn
White Oak

Stain: Michael's
Cherry



RMCH

Royal Mission Chifforobe
56w x 22d x 73h

Left: 3 shelves, 1 clothes rod
Right: 1 shelf



RMNS3

Royal Mission
3 Drawer
Nightstand
27w x 18d
x 29½h



RMNS1

Royal Mission
Open Slat Nightstand
27w x 18d x 29½h



RMC6

Royal Mission Chest
40¼w x 22d x 51h



Our STP option turns most any nightstand into a secret hiding place... the power strip has 2-110V outlets and 2 USB plug ins.



Touch the sensor on the side and the soft glow will not disturb the sleeping. Option LEDN.



Turn any small top dresser or chest drawer into a jewelry drawer with our SJT option.



No wasted space... Our bed storage rail option SRO is available with most beds.

STANDARD FEATURES:

- 1" solid tops
- Walnut inlays
- Full extension drawers
- 3/4" slat sides
- Adjustable leveling glides on cases
- Beveled mirrors

OPTIONAL FEATURES:

- No walnut inlays
- Solid sides on cases
- Soft-close undermount drawers
- Underbed drawers SRO
- Additional hardware pgs. 120-123



Royal Mission Collection line drawings on page 143





Collection shown with
Kuntry Mission Bed



Schwartz Mission



Lynbrook Bed

Wood: *Brown Maple*

Stain: *Asbury Brown
Low Sheen*

Schwartz Mission Collection line drawings on page 144



SMD10
Schwartz Mission Dresser
10 drawers
66w x 21½d x 37h

*This piece shown
in Michael's Cherry*

SMD56
Schwartz Mission
Dresser
7 drawers
56w x 21d x 34h

SMMI-I
Schwartz Mission
1 piece Mirror
40w x 45h



MIBC
Schwartz Mission
Blanket Chest
48w x 20d x 28h

Cushion Optional

Shown with reverse
panel sides

Available with
cedar bottom insert

Hardware: *Traditional Black
Mission Hardware*

Wood: *Oak*

Stain: *Sealy*





SMGC
Schwartz
Mission
Grand Chest
6 drawers
42w x 21½d x 52h

*This piece shown
in Michael's Cherry*



SMNS2D
Schwartz Mission
Nightstand
1 drawer, 2 doors
23w x 18d x 23¾h



SMNS1
Schwartz Mission
Open Slat
Nightstand
24½w x 19d x 26h



SMNS3D
Schwartz Mission
Nightstand
3 deep drawers
23w x 18d x 32h



SMCH
Schwartz Mission Chifforobe
48w x 21½d x 70h

Left: 3 shelves, 1 clothes rod
Right: 1 shelf



Our STP option turns most any nightstand into a secret hiding place... the power strip has 2-110V outlets and 2 USB plug ins.



Touch the sensor on the side and the soft glow will not disturb the sleeping. Option LEDN.



Now you can plug in anything with this PSO option. Features 2-110V outlets and 2 USB plug ins. Available on any nightstand.



Cedar Drawer Bottom. Option CDB is available with any drawer. (Specify which drawer.)

STANDARD FEATURES:

- Slat side panels
- Full extension drawers
- Beveled mirrors
- Adjustable leveling glides on cases

OPTIONAL FEATURES:

- Solid or reverse panel sides
- Soft-close undermount drawers
- Underbed drawers SRO
- Additional hardware
pgs. 120-123







Sonoma



SONS3-BB
Sonoma Nightstand

Hardware: A868 MB
 Wood: Brown Maple /
 Vintage Barnwood Texture
 Stain: RR-012 Rockwood Brown – low sheen
 Bed shown with: Sliding door footboard option
 SDFB-BB Black Metal Base option

Sonoma Collection line drawings on page 146





Sonoma

Bed shown with 1 pair SRO18T
storage rails with toe kick

Hardware: PA-1021-VP Pull
4425-WI Knob

Wood: Rustic Hickory

Stain: FC 41851 Brookview – low sheen

Sonoma Collection line drawings on page 146



SODR6
Sonoma Dresser
6 drawers
66w x 20¾d x 36h

SOMR42
Sonoma Mirror
42w x 42h

SONS1D
Sonoma Nightstand
1 door, 1 drawer
24w x 18¾d x 30h



SOC6
Sonoma Chest
6 drawers
40w x 20¾d x 52h

Hardware: PA-1021-VP Pull
4425-WI Knob

Wood: Rustic Hickory

Stain: FC 41851 Brookview – low sheen





SODR8
Sonoma Dresser
8 drawers
66w x 20 $\frac{3}{4}$ d x 46h

SOMR48
Sonoma Mirror
48w x 32h



SONS3
Sonoma Nightstand
3 drawer
30w x 18 $\frac{3}{4}$ d x 30h



SODOC
Sonoma Door Chest
1 door, 5 drawers
40w x 20 $\frac{3}{4}$ d x 52h
1 shelf

Hardware: P-3000-BI

Wood: Oak

Stain: Briar – low sheen



Touch the sensor on the side and the soft glow will not disturb the sleeping. Option LEDN.



Now you can plug in anything with this PSO option. Features 2-110V outlets and 2 USB plug ins. Available on any nightstand.



No wasted space... Our bed storage rail option SRO is available with most beds.

STANDARD FEATURES:

- Solid flat panel sides
- Beveled mirrors
- Adjustable leveling glides on cases
- Soft-close undermount drawers

OPTIONAL FEATURES:

- Vintage barnwood texture
- Black metal base – BB
- Sliding door on footboard SDFB
- Underbed drawers SRO
- Additional hardware pgs. 120-123







Tucson



TUWQ

Hardware: TK53BSN

Wood: Brown Maple

Stain: Almond FC 42000

Fabric: R1-32 Snow White

Tucson Collection line drawings on page 147





Collection
shown with TUWQ Bed



Tucson

TUFQ

Wood: Brown Maple

Stain: Almond

Fabric: R1-32 Snow



Hardware: TK4 Black

Wood: Walnut

Stain: Natural

Tucson Collection line drawings on page 147



TU6DR60
Tucson Dresser
6 drawers
60w x 21d x 40½h

TUMR45
Tucson Mirror
45w x 37h



TUNS2
Tucson Nightstand
2 drawer
24w x 15d x 28½h

Hardware: TK4 Black

Wood: Walnut

Stain: Natural





TUDOC

Tucson Door Chest

7 drawers, 1 door

53w x 21d x 58½h

2 adjustable shelves

Hardware: TK53BSN

Wood: Brown Maple

Stain: Almond FC 42000

TUC5
Tucson Chest
5 drawers
38w x 21d x 52½h



Turn any small top dresser or chest drawer into a jewelry drawer with our SJT option.



Touch the sensor on the side and the soft glow will not disturb the sleeping. Option LEDN.




Now you can plug in anything with this PSO option. Features 2-110V outlets and 2 USB plug ins. Available on any nightstand.

STANDARD FEATURES:

- Solid top, bottom and sides
- 45° interlocking corners
- Soft-close undermount drawers
- Beveled mirrors
- Fabric panel insert panel
- Adjustable leveling glides on cases

OPTIONAL FEATURES:

- Underbed drawers SRO or 2DFB
- Additional hardware pgs. 120-123







Westmere

Westmere Collection line drawings on page 148



WED8
Westmere Dresser
8 drawers
60w x 22d x 42½h

WEM44
Westmere Mirror
44w x 35h

Hardware: M1003SN
Wood: Walnut
Stain: Natural Finish



WENS3
Westmere Nightstand
3 drawers
27w x 18d x 29½h



WENS3
Westmere Nightstand
3 drawers
27w x 18d x 29½h

Hardware: M1003SN
Wood: Wormy Maple
Stain: Bel Air
Low Sheen





WEC5
Westmere Chest
5 drawers
40w x 22d x 53h



Our STP option turns most any nightstand into a secret hiding place... the power strip has 2-110V outlets and 2 USB plug ins.



Touch the sensor on the side and the soft glow will not disturb the sleeping. Option LEDN.



Our bed storage rail option SRO is available with most beds.

STANDARD FEATURES:

- 1 3/8" live edge tops
- Recessed top drawer
- Soft-close undermount drawers
- Beveled mirrors
- Adjustable leveling glides on cases

OPTIONAL FEATURES:

- Walnut and maple combination
- Underbed drawers SRO
- Exchange armoire shelves for clothes rod
- Additional hardware pgs. 120-123

WENS20
Westmere Nightstand
2 drawer w/opening
27w x 18d x 29½h

Hardware: M1003SN
Wood: Walnut Top
Maple Case
Stain: Natural Finish







Woodmont



Woodmont Bed
shown with fabric headboard
option

Woodmont Collection line drawings on page 149



WOD72
Woodmont Dresser
6 drawer
72w x 21d x 37h

WOMR53
Woodmont Mirror
53w x 36h



WONS28
Woodmont Nightstand
2 drawer
28w x 21d x 24¾h

Hardware: 765160-AE
Wood: Brown Maple
Stain: Earthtone



WOC5
Woodmont Chest
5 drawer
36w x 21d x 56h



Touch the sensor on the side and the soft glow will not disturb the sleeping. Option LEDN.



Now you can plug in anything with this PSO option. Features 2-110V outlets and 2 USB plug ins. Available on any nightstand.



Turn any small top dresser or chest drawer into a jewelry drawer with our SJT option.



No wasted space... Our bed storage rail option SRO is available with most beds.

STANDARD FEATURES:

- 2" radius corners
- 1 3/8" solid tops
- Soft-close undermount drawers
- Beveled mirrors
- Two adjustable shelves in armoire
- Adjustable leveling glides on cases

OPTIONAL FEATURES:

- Underbed drawers SRO
- Wood panel headboard
- Fabric panel headboard
- Exchange armoire shelves for clothes rod
- Additional hardware
pgs. 120-123



Benches & Blanket Chests



BRSB
Breckenridge
Storage Bench
49w x 19d x 29h
inside storage:
42w x 12d x 7h



MB48 (shown)
Medina Bench
48w x 16d x 19h

MB36
36w x 16d x 19h



ENB48 (shown)
Encada Bench
48w x 16d x 19h

ENB36
36w x 16d x 19h



ENSB
Encada
Storage Bench
49w x 19d x 29h



FHB36
36" Farmhouse Bench
36w x 13d x 19h

FHB48 (shown)
48" Farmhouse Bench
48w x 13d x 19h



CHBC

Charleston Blanket Chest
Available w/cedar bottom insert
(cushion optional)
48w x 20d x 28h



RMBC

Royal Mission
Blanket Chest
Available w/cedar
bottom insert
48w x 20d x 28h

Cushion Optional



MIBC

Schwartz Mission
Blanket Chest
48w x 20d x 28h

Cushion Optional

Shown with reverse panel sides

Available with cedar bottom insert

PABC

Palisade Blanket Chest
Available w/cedar
bottom insert
48w x 20d x 28h

Cushion Optional

Bedstep

BST

Bedstep
22w x 14½h





Desk Chest

Hardware: 55273-SN

Wood: Brown Maple

Stain: Asbury



VEDEC

Venice Desk Chest
5 drawers, 1 file drawer
42w x 21d x 55h



Door / desk top



Bottom file drawer

What appears to be a drawer, folds down and becomes your desk top while the bottom drawer is made for files. Available in these collections:

- Adrianna
- Belwright
- Breckenridge
- Bungalow
- Charleston
- Encada
- Farmhouse
- Hamilton Court
- Jacobson
- Larado
- Royal Mission
- Schwartz Mission
- Sonoma
- Tucson
- Westmere



LLNS2
Laurel Nightstand

Hardware: *R-2445935904*
Wood: *Brown Maple*
Stain: *FP-15809 Metropolitan*

Adessa Bed Fabric: *7-57 Lexi*
Nail Head: *Pewter*


Headboard 54" h
Footboard 14" h
Overall Size:
King 80" x 86"
Queen 64" x 86"
Full 58" x 80"



Fabric Beds

Introducing our new *All Fabric Bed* program.
Here's why our beds are a step above the rest:

- Frames are made with solid oak hardwood – no particle board or soft pine.
- USA made cast aluminum bracket system. Cross slats install in a dovetail pocket.
- Beds are completely covered with fabric – no exposed backs.
- Choose from Heartland Fabrics.
- Offering Crypton® Home Fabrics with built in stain protection – one less thing to worry about.
- Legs may be stained the color of your choice.
- Box or mattress will start at 6" off the floor.



Stained to your choice



Fabric covered backs



USA made bed bracket system




SROFA

Two drawers each side, standard with side mount full extension slides.



NEW –
Under Bed
Drawers for
Fabric Beds

NAIL HEAD CHOICES (shown at actual size)



Fabric Beds



Elliott Bed

Headboard 62" h
Footboard 14" h

Overall Size:

King 80" x 86"
Queen 64" x 86"
Full 58" x 80"

Fabric: C2-12
Antarctic

Nail Head: Natural

SONS3

Sonoma Nightstand

Hardware: P 3000 BI

Wood: Rustic Hickory
Vintage Barnwood Texture

Stain: FC 15743 Briar
Low Sheen

Elliot Bed





Gabrielle Bed
Headboard 59" h
Footboard 14" h

Overall Size:
King 80" x 86"
Queen 64" x 86"
Full 58" x 80"

Fabric: C2-25
Quail

Nail Head: Black Nickel

SONS3
Sonoma Nightstand

Hardware: P 3000 BI

Wood: Rustic Hickory
Vintage Barnwood Texture

Stain: FC 15743 Briar
Low Sheen

Gabrielle Bed



Fabric Beds



Lily Bed

Headboard 59" h
Footboard 14" h

Overall Size:

King 80" x 86"
Queen 64" x 86"
Full 58" x 80"

Fabric: C2-20
Home

LLNS2

Laurel Nightstand

Hardware: R-2445935904

Wood: Brown Maple

Stain: FP 15809
Metropolitan

Lily Bed





Lily Bed with wings

Headboard 59" h
Footboard 14" h

Overall Size:

King 85" x 86"
Queen 69" x 86"
Full 63" x 80"

Fabric: R1-32
Snow White

LLNS2

Laurel Nightstand

Hardware: R-2445935904

Wood: Brown Maple

Stain: FP 15809
Metropolitan

Lily Bed with wings









Beds

Rest assured, our beds are bench built second to none. The headboard and footboard panels as well as cross rails are mortised into the post for the strongest joint possible. Side rails are 1" thick and attach to headboard and footboard with a USA made cast aluminum bracket with a dovetail pocket to hold the cross slats.



Standard on all beds
distance from floor to bottom of side rail: 7"
distance from floor to top of cross slat: 9"

Optional low footboard (LF) available on all beds.





Underbed drawers are all standard with full extension glides

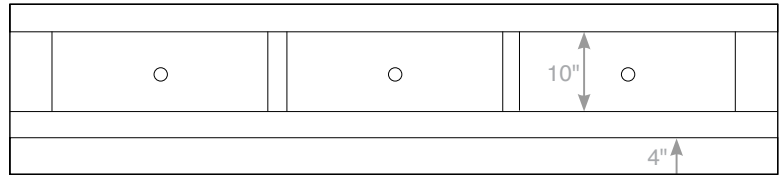

Storage platform option (SPO)
May be used with any headboard




18" storage rail option **SRO18**



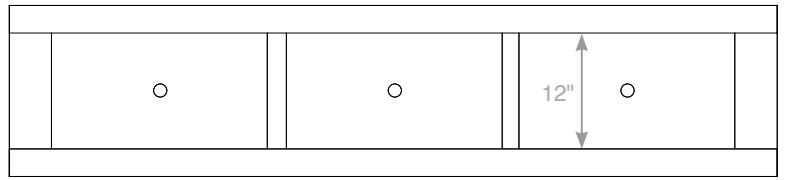
- Storage rail option available with any bed.
- Installs using the same rail brackets.
- 3 section unit for easy shipping.



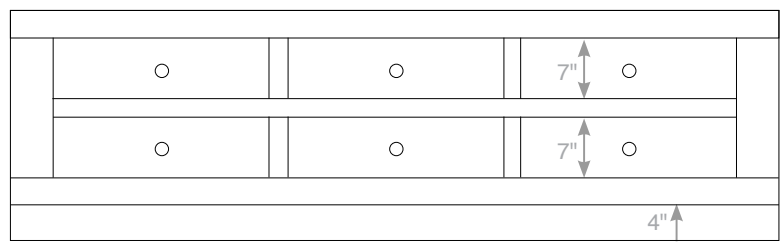
SRO18T (1 set)
Storage Rail with 3 drawers
80½w x 18h | toe kick 4"n



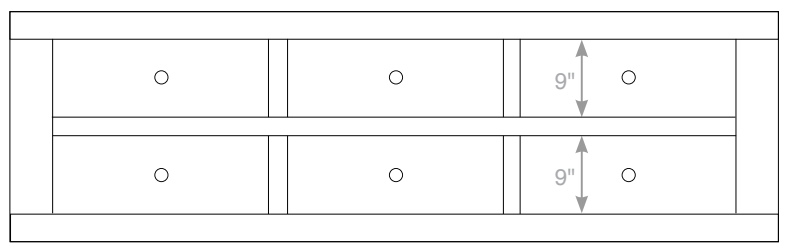
LFSR
Low footboard for use with storage rails SRO18 or SRO24



SRO18 (1 set)
Storage Rail with 3 drawers
80½w x 18h



SRO24T (1 set)
Storage Rail with 6 drawers
80½w x 24h | toe kick 4"n



SRO24 (1 set)
Storage Rail with 6 drawers
80½w x 24h

Adrianna Bed

Headboard posts 54" h
In between posts 57" h
Footboard posts 34" h

Overall Size:	King	82" x 88"
	Queen	66" x 88"
	Full	60" x 82"

Belwright Bed

Headboard Posts 58" h
Footboard posts 30" h

Overall Size:	King	83" x 88"
	Queen	67" x 88"
	Full	61" x 82"



Breckenridge Bed

Posts 76" h
In between headboard posts 71" h
In between footboard posts 39" h

Overall Size:	King	87" x 94½"
	Queen	71" x 94½"
	Full	65" x 88½"



Bungalow Bed

Headboard 62" h
Footboard 14" h

Overall Size:	King	82½" x 88½"
	Queen	66½" x 88½"
	Full	60½" x 82½"



Charleston Bed

Headboard posts 71½" h
In between posts 68¼" h
Footboard posts 38" h

Overall Size:	King	87" x 94½"
	Queen	71" x 94½"
	Full	65" x 88½"



Durham Bed

Headboard posts 90" h
Footboard posts 90" h

► **Durham Bed**
(w/o canopy posts)
Headboard 53" h
Footboard 26" h

Overall Size:	King	80" x 86"
	Queen	64" x 86"
	Full	58" x 80"





Encada Bed

Headboard posts 58½" h
Footboard posts 31" h

Overall Size:

King	86" x 89¼"
Queen	70" x 89¼"
Full	64" x 83¼"



Francine Bed

Tufted fabric headboard w/buttons or Solid wood
Headboard posts 74" h
Footboard posts 24" h

Overall Size:

California King	87" x 90½"
King	87" x 86½"
Queen	75" x 86½"
Full	N/A



Hamilton Court Bed

Headboard posts 69" h
Footboard posts 36" h

Overall Size:

King	92½" x 95½"
Queen	76½" x 95½"
Full	70½" x 89½"



Highland Bed

Headboard 52" h
Footboard 31" h

Overall Size:	King	83" x 88"
	Queen	67" x 88"
	Full	62" x 82"

Shown with
storage rail option
SRO18





◀ Farmhouse Loft Bed

Headboard posts 57" h

Footboard posts 24" h

Overall Size:

King 80" x 85½"

Queen 64" x 85½"

Full 58" x 79½"

Farmhouse Signature Bed

Headboard posts 72" h

Footboard posts 29" h

Overall Size:

King 87½" x 86"

Queen 71½" x 86"

Full 65½" x 80"



◀ Jacobson Bed

Headboard 52" h

Platform 18" h

Overall Size:

King 83½" x 93½"

Queen 67½" x 93½"

Full 61½" x 87½"

12"

Shown with storage platform option **SPO**



Add side rails and low footboard **JAWF**

Kensington Bed

Headboard 72" h

Footboard 18" h

Overall Size:

King 82" x 85"

Queen 66" x 85"

Full 60" x 79"



Kountry Mission Bed

Headboard 56½" h

Footboard 34½" h

Overall Size:

King 82¾" x 88"

Queen 66¾" x 88"

Full 60¾" x 82"

Larado Bed

Headboard 63" h

Footboard 36" h

In between post 2" lower

Overall Size:

King 80" x 87"

Queen 64" x 87"

Full 58" x 81"





Laurel Bed
Headboard 57" h
Footboard 26" h
Overall Size:
King 82½" x 86½"
Queen 66½" x 86½"
Full 60½" x 80½"

Lynbrook Bed
Headboard 63" h
Footboard 35" h
In between post 2" lower
Overall Size:
King 84" x 90"
Queen 68" x 90"
Full 62" x 84"



Medina Bed (solid wood headboard)
Headboard posts 53" h
Footboard posts 19" h
Overall Size:
King 81½" x 85½"
Queen 65½" x 85½"
Full 59½" x 79½"



Medina Bed
Headboard posts 53" h
Footboard posts 19" h
Overall Size:
King 81½" x 85½"
Queen 65½" x 85½"
Full 59½" x 79½"



Medford Bed

fabric headboard with
nail head trim
Headboard posts 53" h
Footboard posts 19" h

Overall Size: King 81½" x 85½"
Queen 65½" x 85½"
Full 59½" x 79½"



Medford Bed ▶

Headboard posts 53" h
Footboard posts 19" h

Overall Size:
King 81½" x 85½"
Queen 65½" x 85½"
Full 59½" x 79½"



Shown with
storage rail option **SRO18**

Palisade Bed

Headboard 63¾" h
Footboard 34" h

Overall Size: King 89½" x 91"
Queen 73½" x 91"
Full 67½" x 85"



Royal Mission Bed

Headboard posts 63½" h
In between posts 61¼" h
Footboard posts 35½" h

Overall Size: King 88½" x 90"
Queen 72½" x 90"
Full 66½" x 84"



Sonoma Bed (black metal base)

Headboard 54" h
Footboard 24" h

Overall Size: King 79½" x 85"
Queen 63½" x 85"
Full 57½" x 79"

Shown with
sliding door
footboard
option **SDFB-BB**





Sonoma Bed
Headboard 54" h
Footboard 24" h

Overall Size:	
King	79½" x 85"
Queen	63½" x 85"
Full	57½" x 79"

Sonoma Bed

Headboard 54" h
Footboard 24" h

Overall Size:

King	79½" x 85"
Queen	63½" x 85"
Full	57½" x 79"



Shown with
storage rail
option with
toe kick **SRO18T**



Westmere Bed

Headboard Posts 55" h
Footboard posts 28" h

Overall Size:	King	80" x 85"
	Queen	64" x 85"
	Full	58" x 79"

Woodmont Bed

Headboard Posts 60½" h
Footboard posts 15" h

Overall Size:	King	82" x 87"
	Queen	64" x 87"
	Full	60" x 81"





Tucson Bed
(standard with fabric headboard)
Headboard 58" h
Footboard 24" h

Overall Size: King 79½" x 90½"
Queen 63½" x 90½"
Full 57½" x 84½"



Tucson Bed
(solid wood headboard)

Headboard 58" h
Footboard 24" h

Overall Size: King 79½" x 90½"
Queen 63½" x 90½"
Full 57½" x 84½"



Woodmont Bed

Headboard Posts 60½" h
Footboard posts 15" h

Overall Size: King 82" x 87"
Queen 64" x 87"
Full 60" x 81"





M1003SN
128mm C

M1017-Black
128mm C

M1031-ORB
128mm C



A868MB
96mm C



K-527 SIM pull
96mm C/C



P-3448-VB
Pull
3" C



650 DBAC
Knob



55278BBZ
Pull
160mm C/C



K 2980-ORB



55273-SN



2980-SN



Bar Pull-SN
6⁵/₁₆ C



K-3489 SN
3" C





Black Mission
3" C



Black Mission door
2 1/4" C



Gun Metal Mission



Gun Metal Mission door



1-VNA10516L
Pull
8" C



P3672 BI pull
4" C/C



P3670 BI knob



K-53 BL



K40C
1 1/2" RD Knob



K50C
1 1/2" Pyramid Knob



K40B
1 1/4" RD Knob



K50B
1 1/4" Pyramid Knob



K47C
1 1/2" Square Knob



KR15
1" Shaker Knob



KR15
1" Shaker Knob
painted black

Most wood knobs in:

- Oak
- Cherry
- Maple
- Hickory
- Walnut
- 1/4 Sawn



PA-1021-VP
2¾" C



4425 WI



4425-ORB



4424 WI
3" C



4424-ORB
3" C



P-3002-BI



3062 BI
1¼" C



K-519-DBN (knob)
1½" x 7/8"



1586WID




P-3000-BI
96mm C



K-519-96 DBN (pull)
3¾" C



D-553 Black
3" C



D-524
1" Black Hammered



D-552 Black
3"C



1586-2-ORB
1¼" dia.
oversized knob





76516043 (Antique Nickel)
160mm



765160195-SN
160mm



765160-AE
160mm



BP55274-BBR
1 3/8" x 1 3/4"



BP55273-BBR
1 1/4" square



BP 9464305900 BL
305mm C



117 DACM
Knob

718-128 DACM
128mm C



BP 9464128900 BL
128mm C



293-224-BNBDL
8 1/16" C



R-2445935904



283T-BNBDL
Knob



53012-G10
Knob



TK 53 BSN
3 1/2" C



TK 4 BLK
5" C/C



TK 1 BLK
Knob



R-39965195
128mm C



Care of Hardwood Furniture

Tips on how to care for your solid hardwood furniture. With proper care your furniture will provide years of enjoyment and will be family heirlooms. Maintain a humidity controlled environment. Your home should be kept in the 35 to 45% humidity range to prevent warping, cracking, and excessive expansion or contraction of raised panels, etc.

Avoid placing your furniture in continued direct sunlight or direct heat source such as furnace ducts, or radiators.

Clean with water using a soft sponge or cloth. Dry immediately with a soft cloth. Avoid polish that contains any silicones.

Warranty

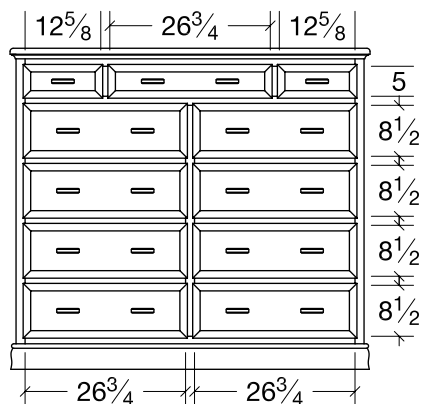
Schwartz Woodworking warrants its materials, construction and workmanship for a period of two years following the date of purchase at a brick and mortar retail store by the original customer. If a defect occurs during that period, we will either repair or replace the item or substitute a like item. The final decision is at the discretion of Schwartz Woodworking. If humidity moves out of the ideal range, solid wood furniture can expand or contract causing splits in grain panels. These symptoms are the result of an uncontrolled environment and are not considered defective. If the environment is not controlled these conditions should be appreciated as an inherent characteristic of solid wood furniture. Due to the wood's "open grain" they tend to expand and/or contract in relationship to their environment. Seasonal gapping or minor cracks in the grain patterns of solid wood are considered a normal occurrence and should not be assumed to be a defect of material or workmanship. If under normal conditions the furniture develops a defect, such as a deep crack, the dealer will visit the customer's home to assess the humidity level. The dealer is responsible for taking a portable hygrometer along to record the humidity level and send the readings to Schwartz Woodworking. If the humidity is not in the range of 35 to 45%, the warranty is void and repair charges can be assessed. The decision to repair or replace the item is at the discretion of Schwartz Woodworking.

Limitations

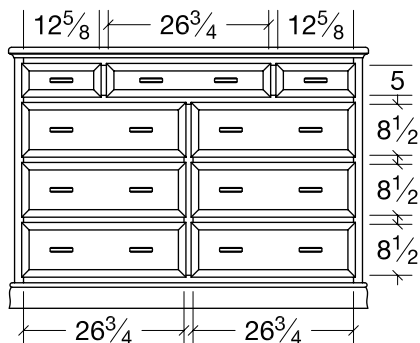
Warranty does not include freight costs to and from factory or inspection fees, these costs are the responsibility of the customer. Negligence, misuse or accidents by the customer will void the warranty.

Internet Sales

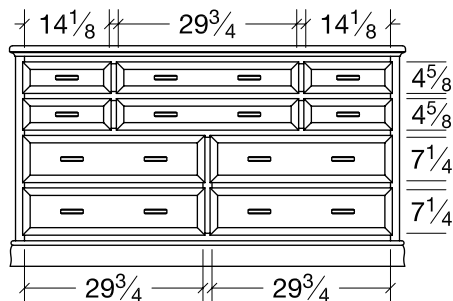
No warranty on furniture sold online, due to issues that are beyond our control. Online sites are responsible for the product once it leaves our manufacturing shop.



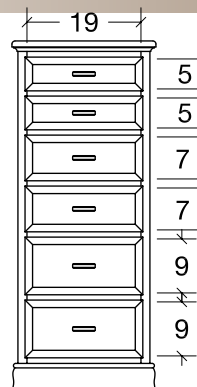
ADHB
Adrianna Highboy Dresser
11 drawer
60w x 20d x 53h



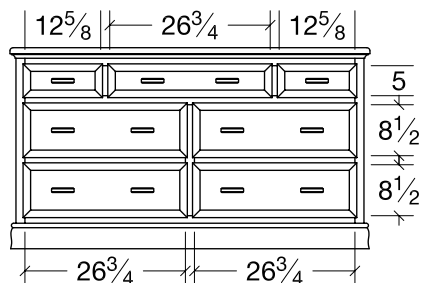
ADD9
Adrianna Dresser
9 drawer
60w x 20d x 43 1/2h



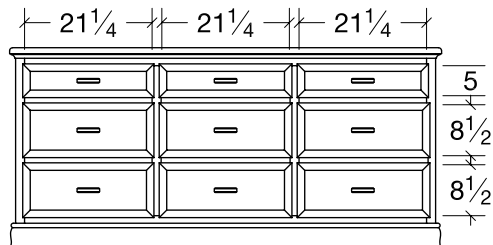
ADD10
Adrianna Dresser
10 drawer
66w x 21d x 36 3/4h



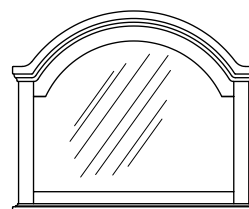
ADLC
Adrianna Lingerie Chest
6 drawer
24w x 17d x 58h




ADD7
Adrianna Dresser
7 drawer
60w x 20d x 33 1/2h



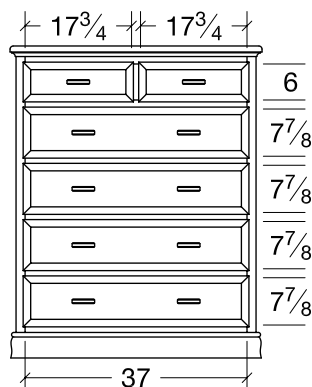
ADD72
Adrianna Dresser
9 drawer
72w x 20d x 33 1/2h



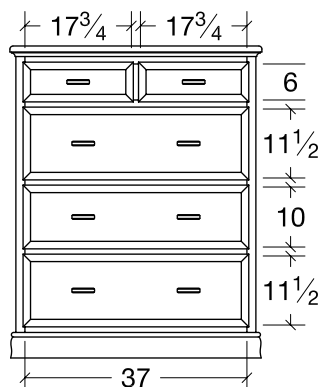
ADMH-1
Adrianna Mirror H.
40w x 33 1/2h



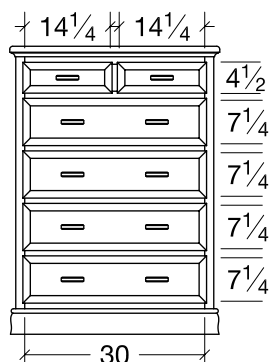
ADMH-2
Adrianna Mirror H.
40w x 43 1/2h



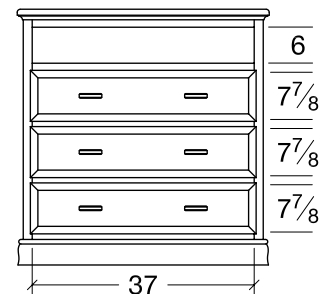
ADGC
Adrianna Grand Chest
6 drawer
42w x 20d x 52h



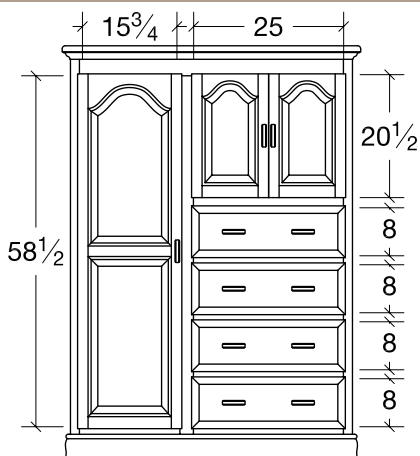
ADDEC
Adrianna Desk Chest
5 drawer
42w x 20d x 52h



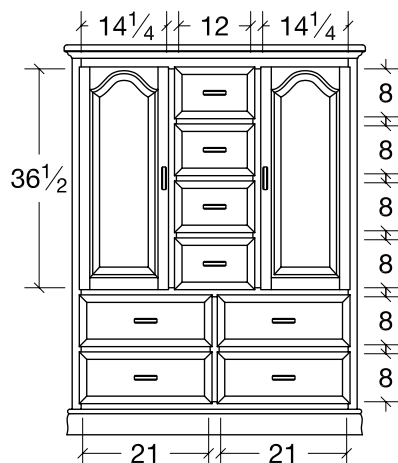
ADC6
Adrianna Chest
6 drawer
35w x 20d x 48h



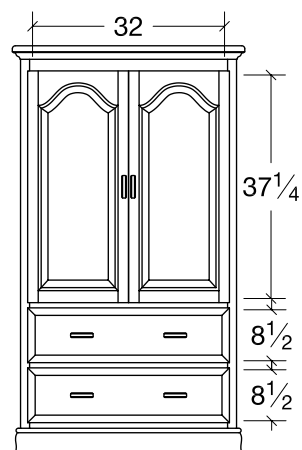
ADMEC
Adrianna Media Chest
3 drawer, 1 opening
42w x 20d x 42h



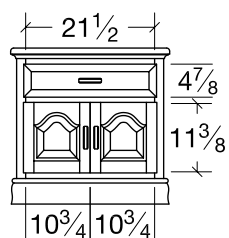
ADCH
Adrianna Chifferobe
4 drawer, 3 door
49w x 21 1/2d x 69h



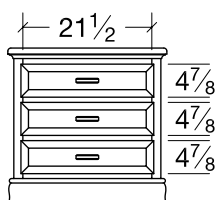
ADDOC
Adrianna Door Chest
8 drawer, 2 door
49 1/2w x 21 1/2d x 65h



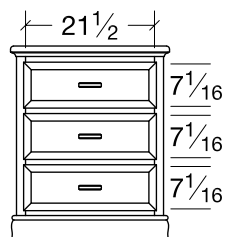
ADA1
Adrianna Armoire
2 drawer, 2 door
38w x 21 1/2d x 68h



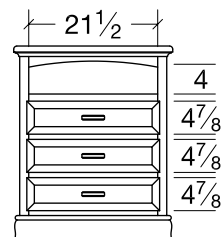
ADNS2D
Adrianna Nightstand
1 drawer, 2 door
26 1/2w x 17d x 26h



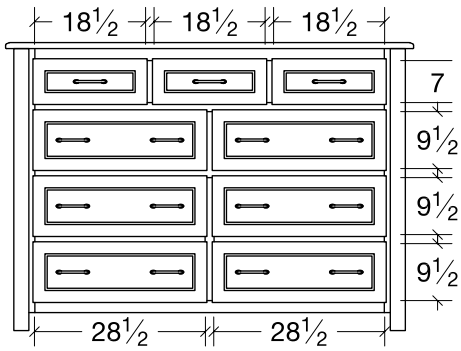
ADNS3
Adrianna Nightstand
3 drawer
26 1/2w x 17d x 26h



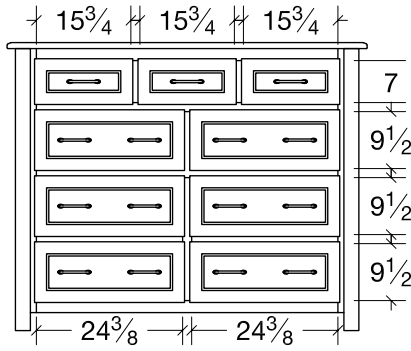
ADNS3D
Adrianna Nightstand
3 deep drawer
26 1/2w x 17d x 32 1/2h



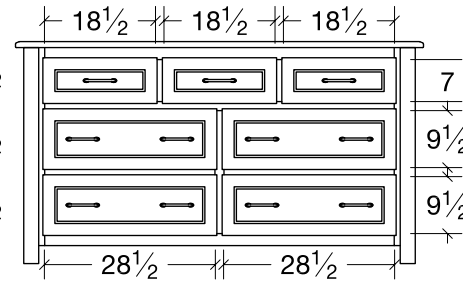
ADNS30
Adrianna Nightstand
3 drawer, 1 opening
26 1/2w x 17d x 32 1/2h



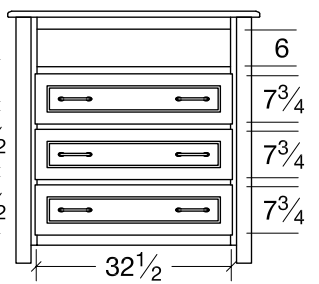
BED9
Belwright Dresser
9 drawer
68w x 22d x 48h



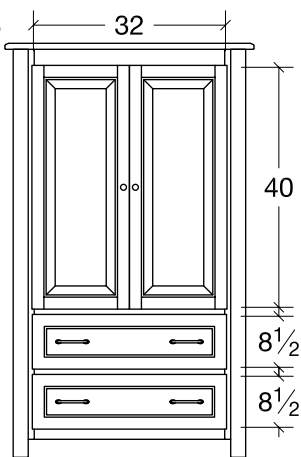
BE9DR60
Belwright Dresser
9 drawer
60w x 22d x 48h



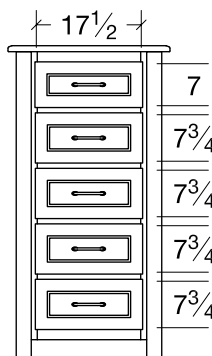
BED7
Belwright Dresser
7 drawer
68w x 22d x 37h



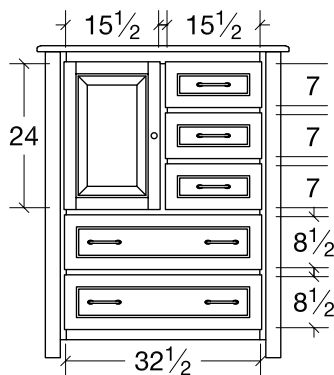
BEMEC
Belwright Media Chest
3 drawer, 1 opening
42w x 22d x 42h



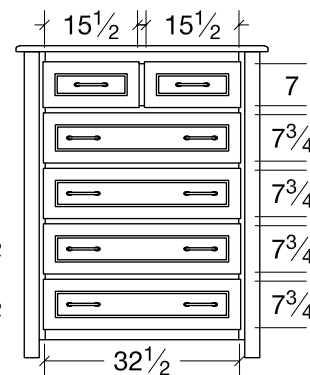
BEA
Belwright Armoire
2 drawer, 2 door
41 1/2w x 22d x 69h



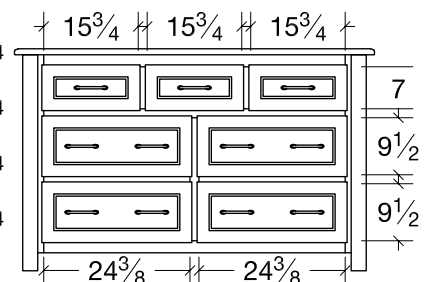
BELC
Belwright Lingerie Chest
5 drawer
27w x 19d x 52h



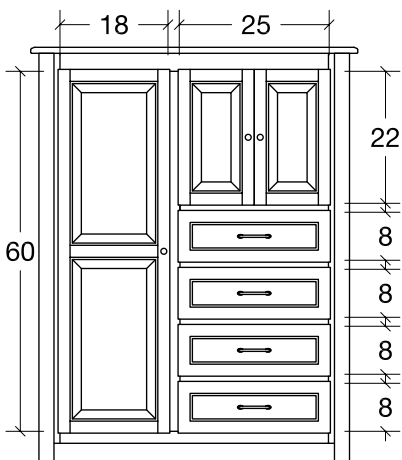
BEDOC
Belwright Door Chest
5 drawer, 1 door
42w x 22d x 52h



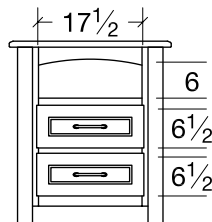
BEC6
Belwright Chest
6 drawer
42w x 22d x 52h



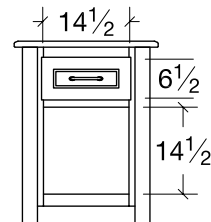
BE7DR60
Belwright Dresser
7 drawer
60w x 22d x 37h



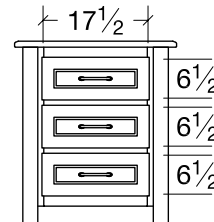
BECH
Belwright Chifferobe
4 drawer, 3 door
54 1/2w x 22d x 69h



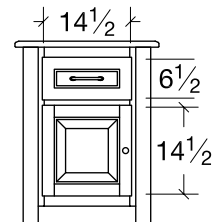
BENS20
Belwright Nightstand
2 drawer, 1 opening
27w x 19d x 30 1/2h



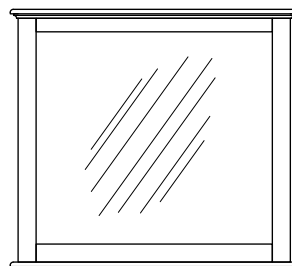
BENS1
Belwright Nightstand
1 drawer, 1 opening
24w x 19d x 30 1/2h




BENS3
Belwright Nightstand
3 drawer
27w x 19d x 30 1/2h



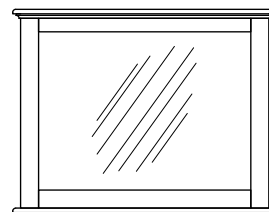
BENS1D
Belwright Nightstand
1 drawer, 1 door
24w x 19d x 30 1/2h




BEM48
Belwright Mirror
48w x 43h



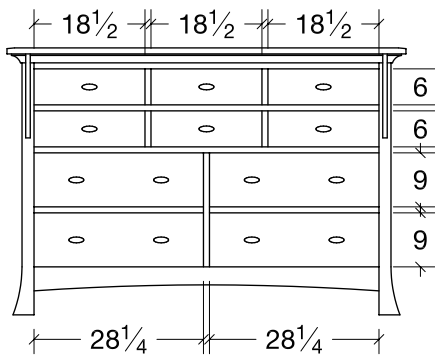
BEM42
Belwright Mirror
42w x 41h



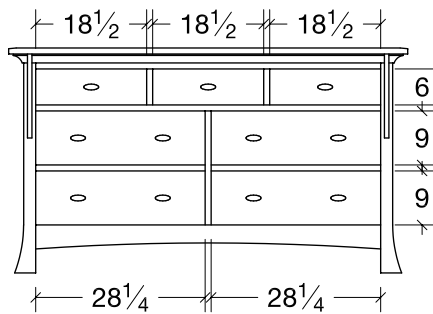
BEM44
Belwright Mirror
44w x 34h



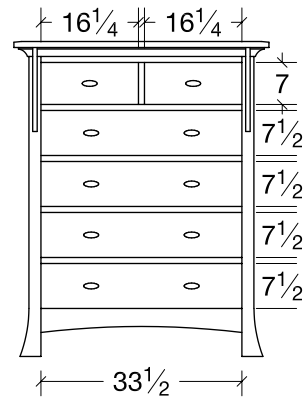
BEM52
Belwright Mirror
52w x 34h



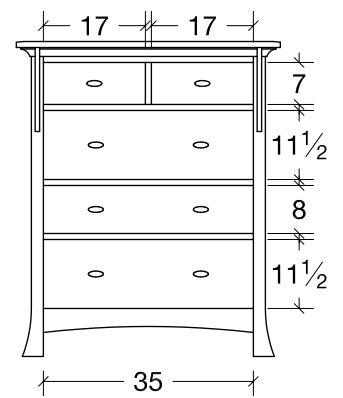
BRD10
Breckenridge Dresser
10 drawer
66 1/2w x 23 1/4d x 45h



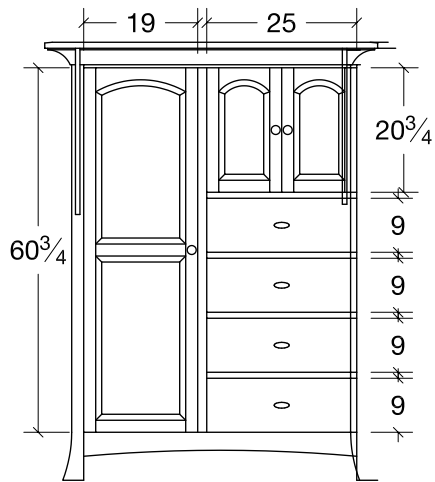
BRD7
Breckenridge Dresser
7 drawer
66 1/2w x 23 1/4d x 38h



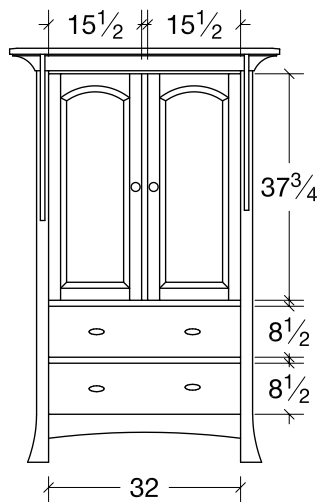
BRC6
Breckenridge Chest
6 drawer
42 1/2w x 23 1/4d x 53h



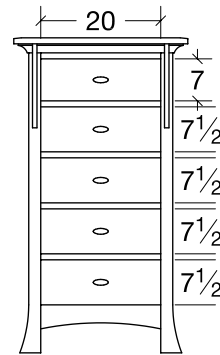
BRDEC
Breckenridge Desk Chest
5 drawer
44w x 23 1/4d x 53h



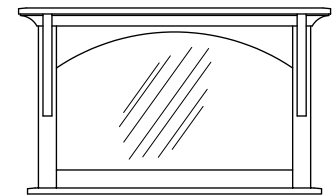
BRCH
Breckenridge Chifferobe
4 drawer, 3 door
58 1/2w x 25 1/4d x 73h



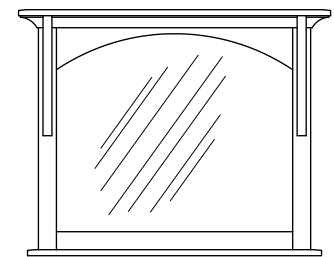
BRA
Breckenridge Armoire
2 drawer, 2 door
45w x 25 1/4d x 69h



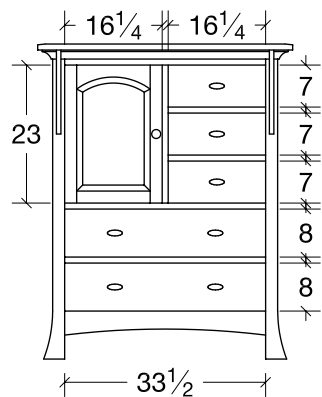
BRLC
Breckenridge Lingerie Chest
5 drawer
29w x 18 1/4d x 53h



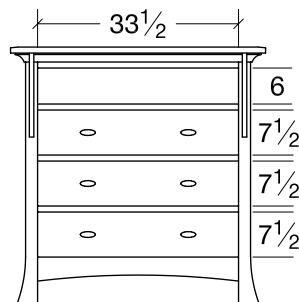
BRMV1
Breckenridge Mirror V.
52w x 31h



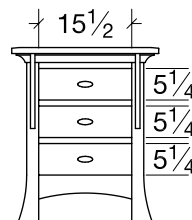
BRMV2
Breckenridge Mirror V.
52w x 41h



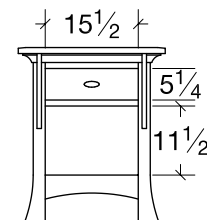
BRDOC
Breckenridge Door Chest
5 drawer, 1 door
42 1/2w x 23 1/4d x 53h



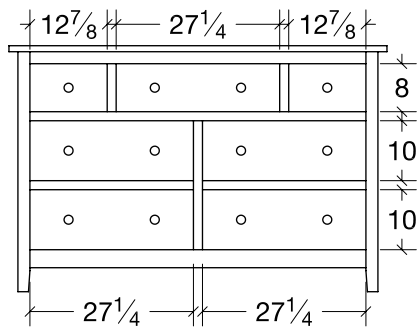
BRMEC
Breckenridge Media Chest
3 drawer, 1 opening
42 1/2w x 23 1/4d x 43h



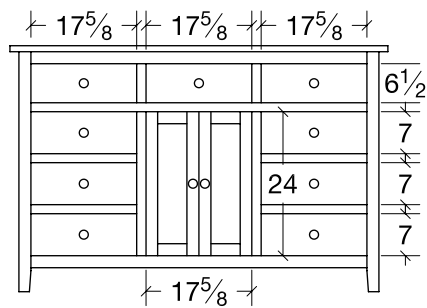
BRNS3
Breckenridge Nightstand
3 drawer
24 1/2w x 18 1/4d x 29 1/2h



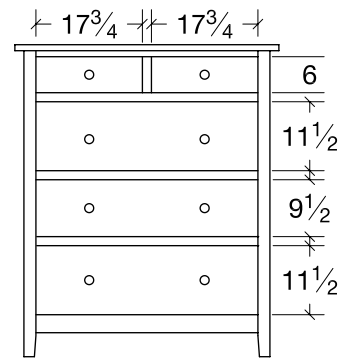
BRNS1
Breckenridge Nightstand
1 drawer, 1 opening
24 1/2w x 18 1/4d x 29 1/2h



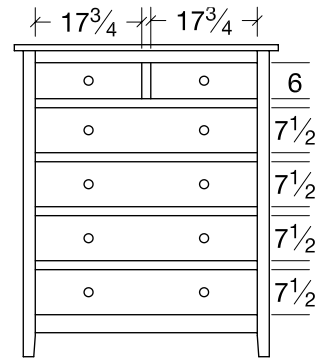
BUD7
Bungalow Dresser
7 drawer
63w x 22d x 41h



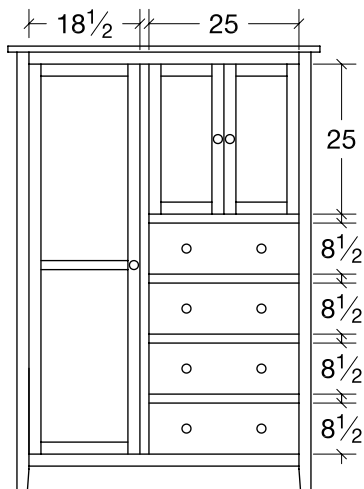
BUD9
Bungalow Dresser
9 drawer, 2 door
63w x 22d x 41h



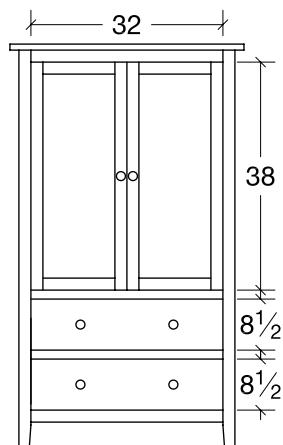
BUDEC
Bungalow Desk Chest
5 drawer
44w x 22d x 52h



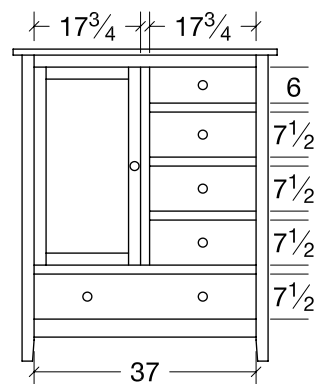
BUC6
Bungalow Chest
6 drawer
44w x 22d x 52h



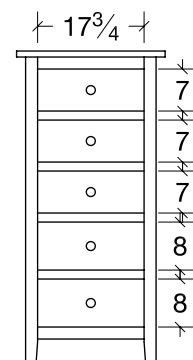
BUCH
Bungalow Chifferobe
4 drawer, 3 door
52w x 22d x 74h



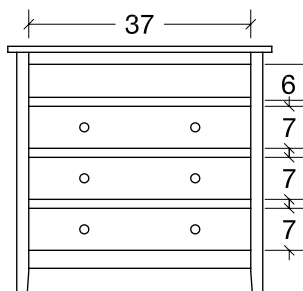
BUA
Bungalow Armoire
2 drawer, 2 door
39w x 22d x 67h



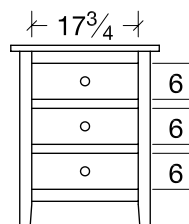
BUDOC
Bungalow Door Chest
5 drawer, 1 door
44w x 22d x 52h



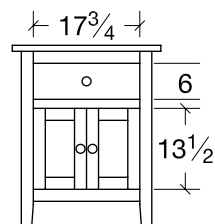
BULC
Bungalow Lingerie Chest
5 drawer
24 3/4w x 18 3/4d x 52h



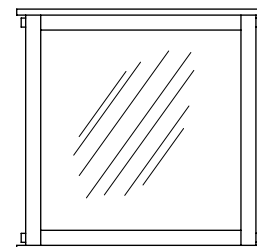
BUMEC
Bungalow Media Chest
3 drawer, 1 opening
44w x 22d x 41h



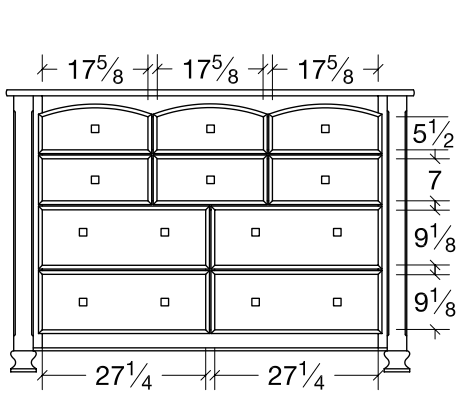
BUNS3
Bungalow Nightstand
3 drawer
24 3/4w x 18 3/4d x 30h



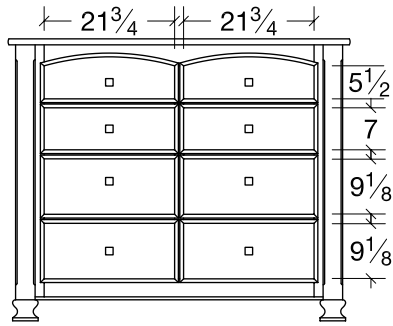
BUNS2D
Bungalow Nightstand
1 drawer, 2 door
24 3/4w x 18 3/4d x 30h



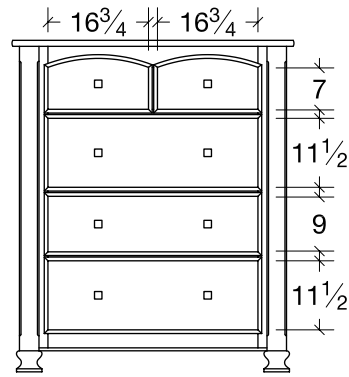
BUMT
Bungalow Mirror T.
41 3/8w x 40 3/8h



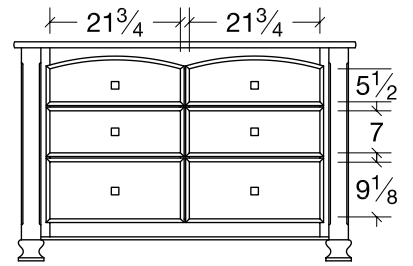
CHD10
Charleston Dresser
10 drawer
68w x 22d x 47h



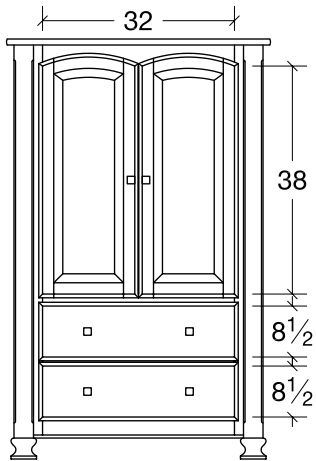
CHD8
Charleston Dresser
8 drawer
57w x 22d x 47h



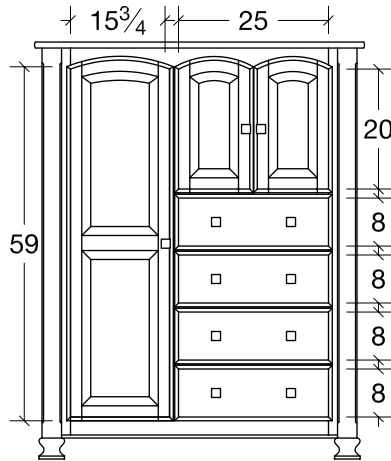
CHDEC
Charleston Desk Chest
5 drawer
47w x 22d x 55 1/4h



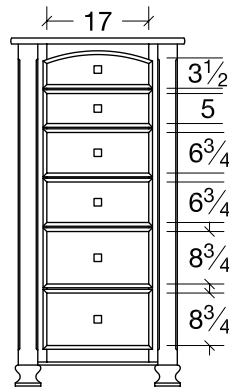
CHD6
Charleston Dresser
6 drawer
57w x 22d x 36 1/2h



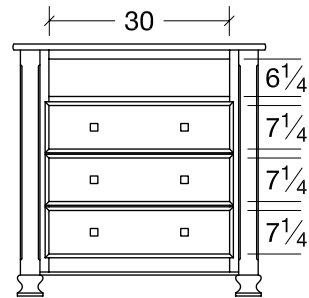
CHA
Charleston Armoire
2 drawer, 2 door
44w x 22d x 70h




CHCH
Charleston Chifferobe
4 drawer, 3 door
55w x 22d x 69 1/2h



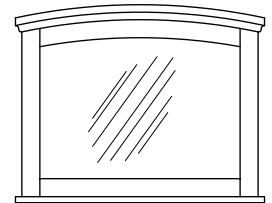
CHLC
Charleston Lingerie
Chest
6 drawer
29w x 18d x 58h



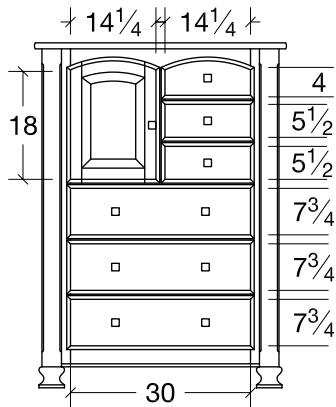
CHMEC
Charleston Media Chest
3 drawer, 1 opening
42w x 22d x 42h



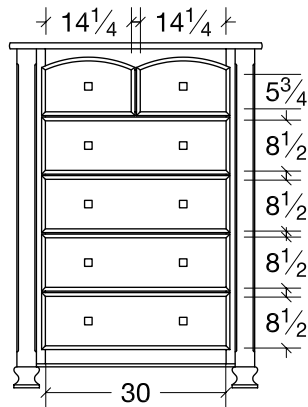
CHMU-2
Charleston Mirror U.
41 1/2w x 43h



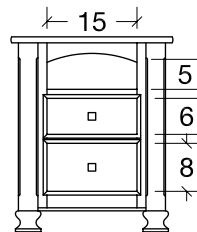
CHMU-1
Charleston Mirror U.
41 1/2w x 33h



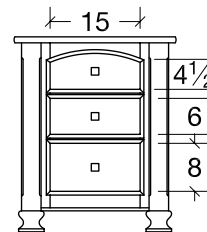
CHDOC
Charleston Chest
6 drawer, 1 door
42w x 22d x 57 1/2h




CHC6
Charleston Chest
6 drawer
42w x 22d x 57 1/2h



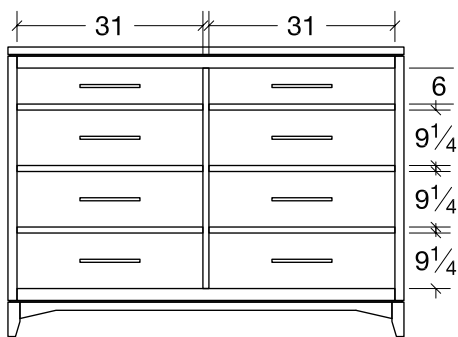
CHNS20
Charleston Nightstand
2 drawer, 1 opening
27x 18x 32 1/2h



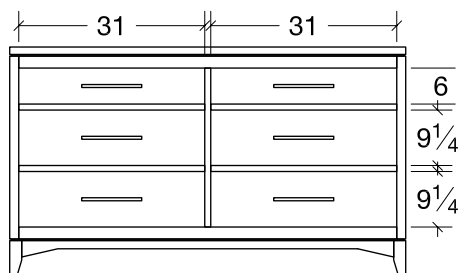
CHNS3
Charleston Nightstand
3 drawer
27x 18x 32 1/2h



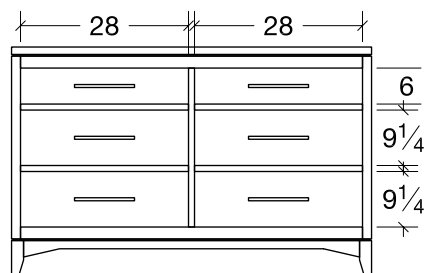
CHMS
Charleston Mirror S.
50 1/2w x 33h



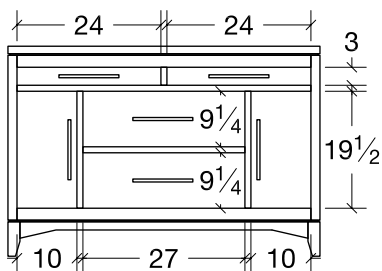
DUD8
Durham Dresser
8 Drawer
66w x 21 1/4d x 48 1/4h




DUDR66
Durham Dresser
6 Drawer
66w x 21 1/4d x 38h



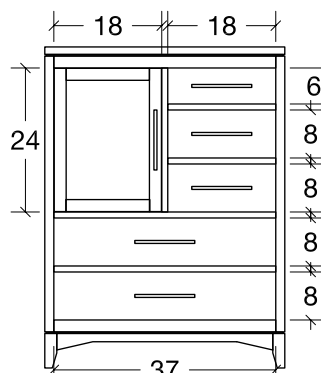
DUD60
Durham Dresser
6 Drawer
60w x 21 1/4d x 38h




DUD2D
Durham Dresser
4 Drawer, 2 Door
52w x 21 1/4d x 35h



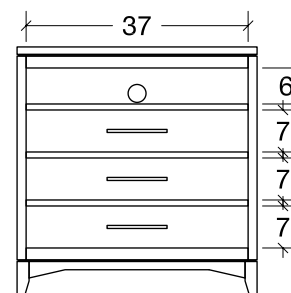
DUC5
Durham Chest
5 Drawer
40w x 21 1/4d x 53 1/2h



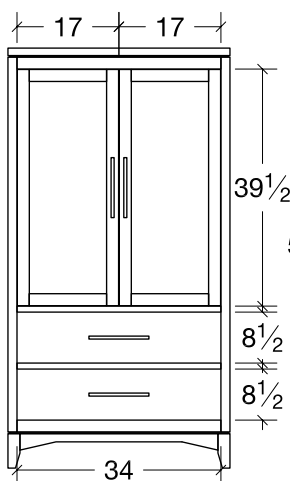
DUDOC
Durham Chest
5 Drawer, 1 Door
40w x 21 1/4d x 53 1/2h



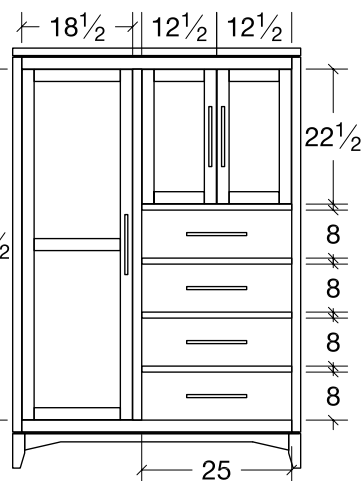
DULC
Durham Lingerie Chest
5 Drawer
27w x 18d x 53 1/2h



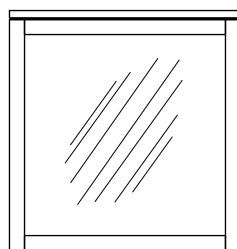
DUMEC
Durham Media Chest
3 Drawer
40w x 21 1/4d x 41 1/2h



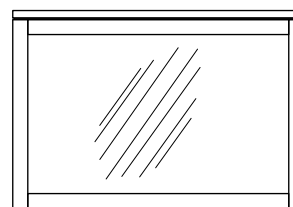
DUA
Durham Armoire
2 Drawer, 2 Door
37w x 21 1/4d x 70h




DUCH
Durham Chifferobe
4 Drawer, 3 Door
48w x 21 1/4d x 70h



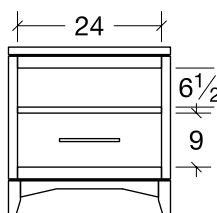
DUMR 40
Durham Mirror
38 1/2w x 40h



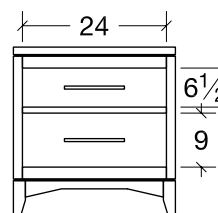
DUMR 33
Durham Mirror
48 1/2w x 33h



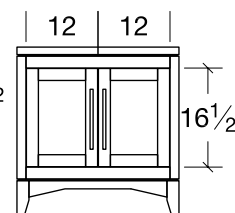
DUMR 46
Durham Mirror
40 1/2w x 46h



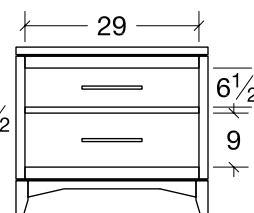
DUNS10
Durham Nightstand
1 Drawer
27w x 18d x 28h



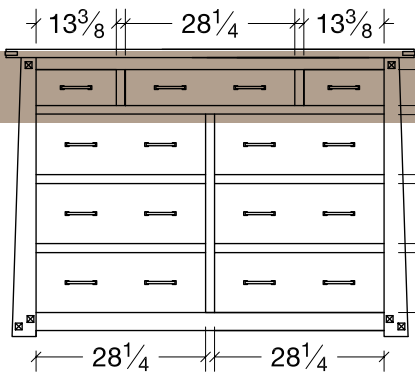
DUNS2
Durham Nightstand
2 Drawer
27w x 18d x 28h



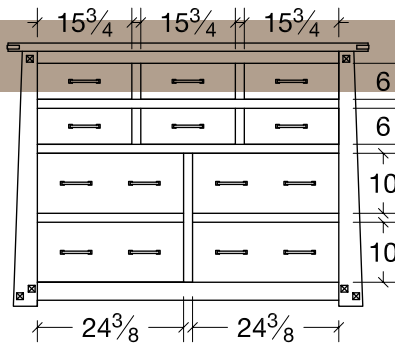
DUNS2D
Durham Nightstand
2 Door
27w x 18d x 28h



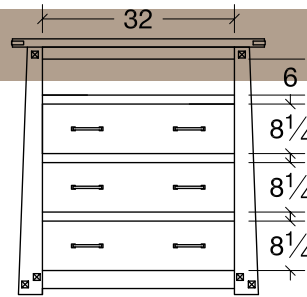
DUNS32
Durham Nightstand
2 Drawer
32w x 18d x 28h



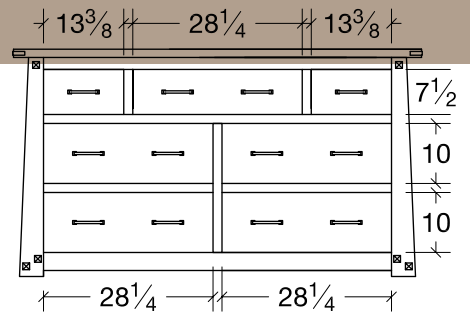
END9
Encada Dresser
9 drawer
68w x 21 1/2d x 48h



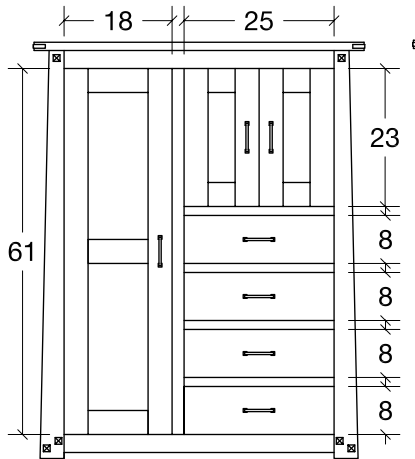
END10
Encada Dresser
10 drawer
60w x 21 1/2d x 44h



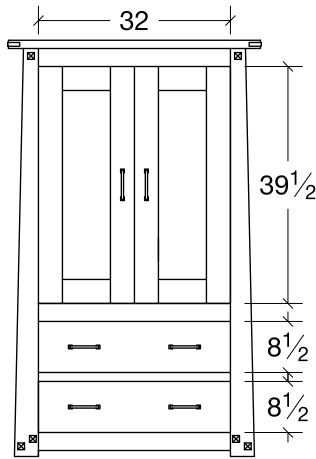
ENMC
Encada Media Chest
3 drawer, 1 opening
42w x 21 1/2d x 42 3/4h



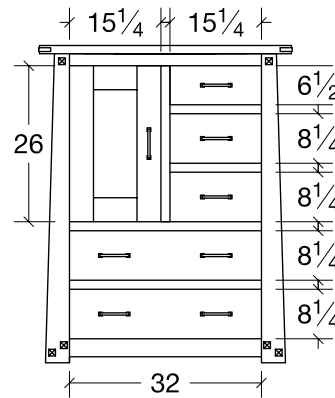
END7
Encada Dresser
7 drawer
68w x 21 1/2d x 38h



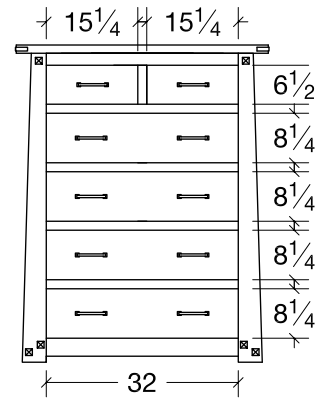
ENCH
Encada Chifferobe
4 drawer, 3 door
55w x 21 1/2d x 69 1/2h



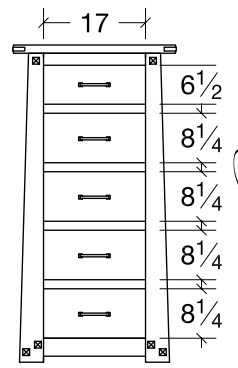
ENA
Encada Armoire
2 drawer, 2 door
42w x 21 1/2d x 69 1/2h



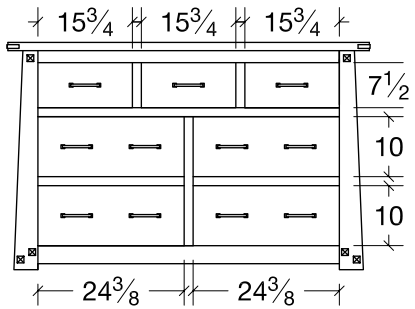
ENDOC
Encada Door Chest
5 drawer, 1 door
42w x 21 1/2d x 53h



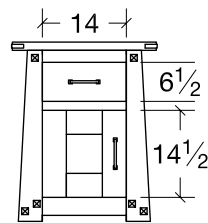
ENC6
Encada Chest
6 drawer
42w x 21 1/2d x 53h



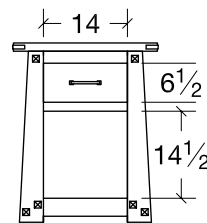
ENLC
Encada Lingerie
Chest
5 drawer
27w x 18d x 53h



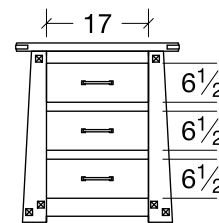
END60
Encada Dresser
7 drawer
60w x 21 1/2d x 38h



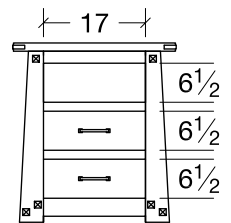
ENNS1D
Encada Nightstand
1 drawer, 1 door
24w x 18 3/4d x 30h



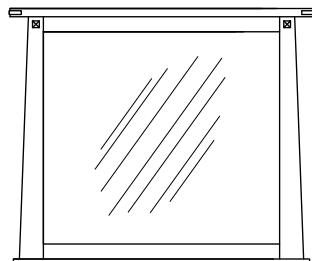
ENNS10
Encada Nightstand
1 drawer, 1 opening
24w x 18 3/4d x 30h



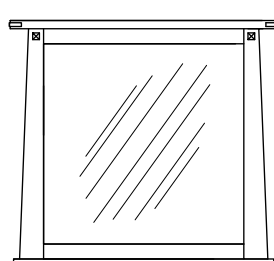
ENNS3
Encada Nightstand
3 drawer
27w x 18 3/4d x 30h




ENNS20
Encada Nightstand
2 drawer, 1 opening
27w x 18 3/4d x 30h



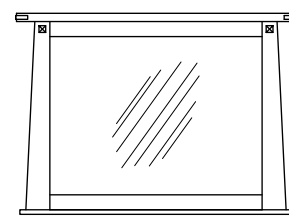
ENM50
Encada Mirror
50 1/2w x 43h




ENM44
Encada Mirror
44 1/2w x 41h



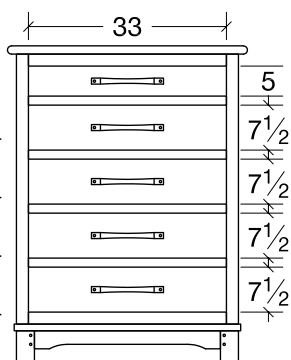
ENM54
Encada Mirror
54w x 34h



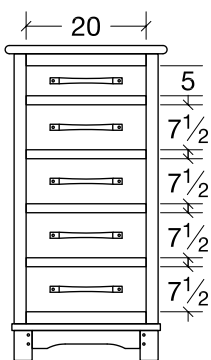
ENM46
Encada Mirror
46 1/2w x 34h



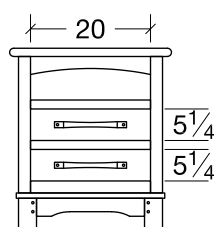
FHGC
Farmhouse Grand Chest
5 drawer
44w x 22d x 55 $\frac{1}{2}$ h



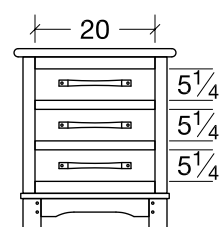
FHC5
Farmhouse 40" Chest
5 drawer
40w x 22d x 52 $\frac{1}{2}$ h



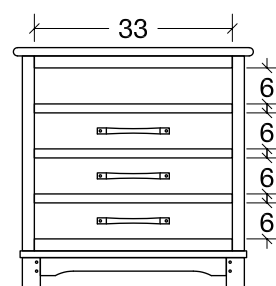
FHL
Farmhouse Linen Chest
5 drawer
27w x 17 $\frac{1}{2}$ d x 52 $\frac{1}{2}$ h



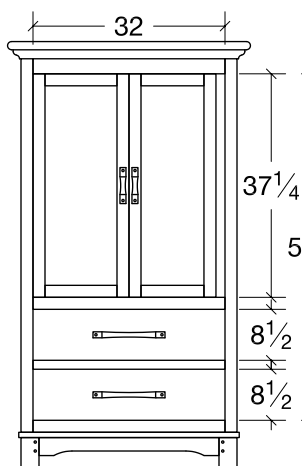
FHNS20
Farmhouse Nightstand
2 drawer, 1 Opening
27w x 17 $\frac{1}{2}$ d x 30h



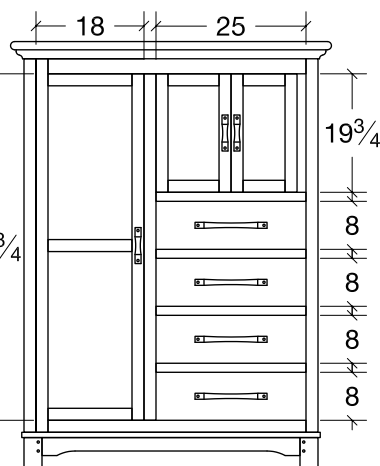
FHNS3
Farmhouse Nightstand
3 Drawer
27w x 17 $\frac{1}{2}$ d x 30h



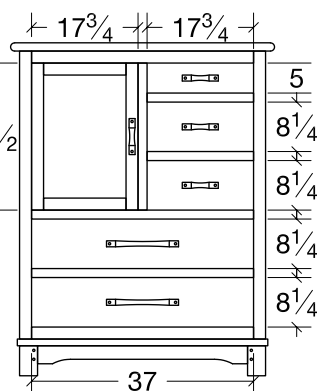
FHMEC
Farmhouse Media Chest
3 drawer, 1 Opening
40w x 22d x 40h



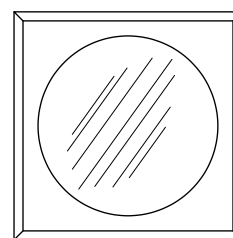
FHA
Farmhouse Armoire
2 drawer, 2 door
40 $\frac{1}{2}$ w x 22 $\frac{3}{4}$ d x 71h



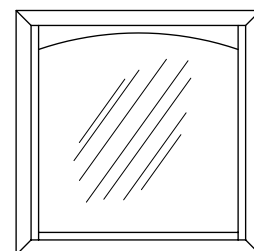
FHCH
Farmhouse Chifferobe
4 drawer, 3 door
53 $\frac{1}{2}$ w x 22 $\frac{3}{4}$ d x 71h



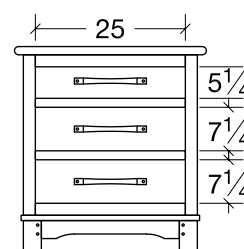
FHDOC
Farmhouse Door Chest
5 drawer, 1 door
44w x 22d x 55 $\frac{1}{2}$ h



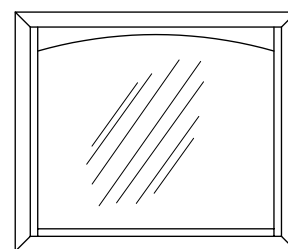
FHMRRD
Farmhouse Mirror
38w x 38h



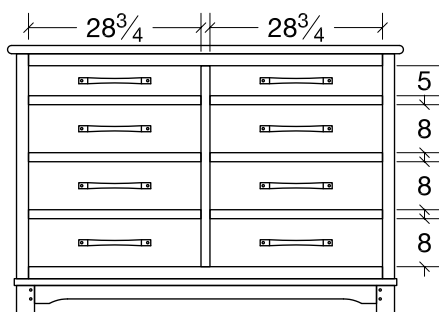
FHM41
Farmhouse Mirror
41w x 41h



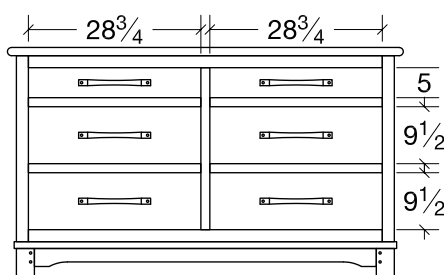
FHTNS
Farmhouse Nightstand
3 drawer
32w x 17 $\frac{1}{2}$ d x 34h



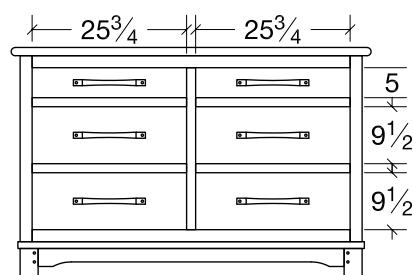
FHM40
Farmhouse Mirror
47w x 40h
FHMR30
47w x 30h



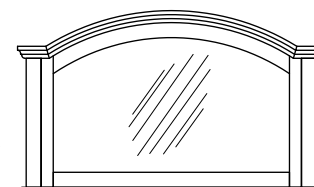
FHDR8
Farmhouse Dresser
8 drawer
66w x 22d x 45h



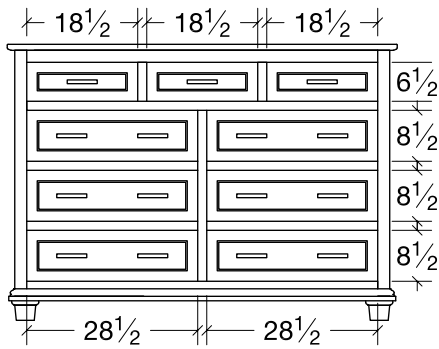
FHDR6
Farmhouse Dresser
6 drawer
66w x 22d x 38 $\frac{1}{2}$ h



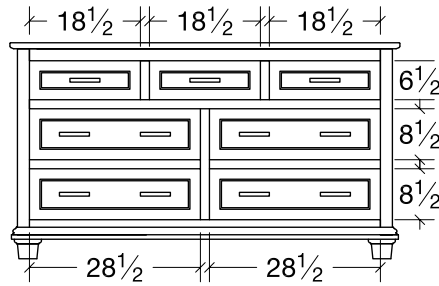
FH6DR60
Farmhouse Dresser
6 drawer
60w x 22d x 38 $\frac{1}{2}$ h



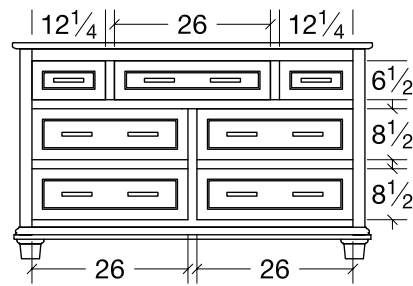
FHMRA30 $\frac{1}{2}$
Farmhouse Mirror
49 $\frac{7}{8}$ w x 30 $\frac{1}{2}$ h
FHMRA40 $\frac{1}{2}$
49 $\frac{7}{8}$ w x 40 $\frac{1}{2}$ h



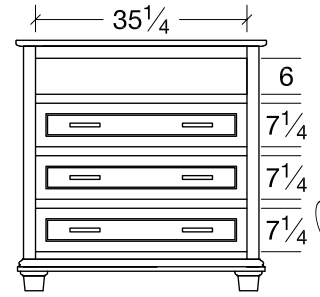
FRD9
Francine Dresser
9 drawer
65w x 21 3/4d x 46h



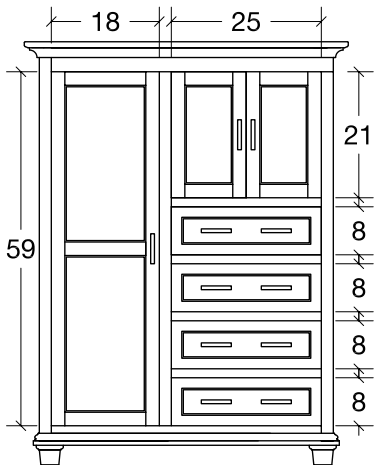
FRD7
Francine Dresser
7 drawer
65w x 21 3/4d x 36h



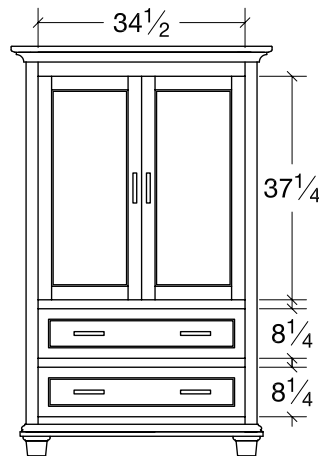
FRD60
Francine Dresser
7 drawer
60w x 21 3/4d x 36h



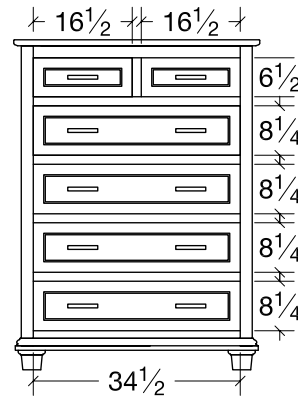
FRMC
Francine Media Chest
3 drawer, 1 opening
41w x 21 3/4d x 41 3/4h




FRCH
Francine Chifferobe
4 drawer, 3 door
54w x 23d x 70 1/2h




FRA
Francine Armoire
2 drawer, 2 door
43 1/2w x 23d x 68 1/4h



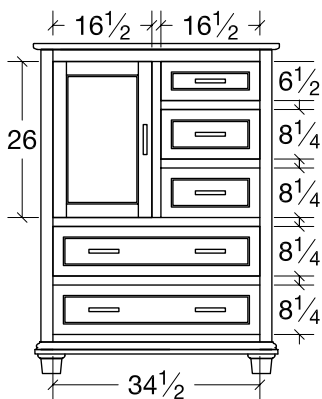
FRC6
Francine Chest
6 drawer
41w x 21 3/4d x 55h



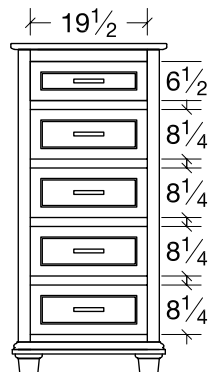
FRM-1
Francine Mirror
48w x 37h



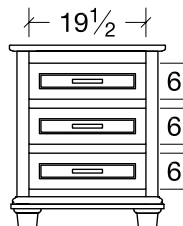
FRM-2
Francine Mirror
48w x 47h



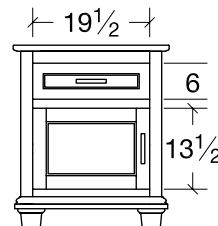
FRDOC
Francine Door Chest
5 drawer, 1 door
41w x 21 3/4d x 55h



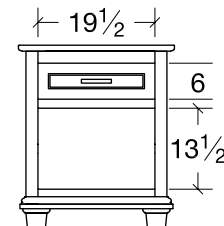
FRLC
Francine Lingerie Chest
5 drawer
26w x 18 1/4d x 55h



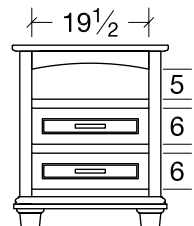
FRNS3
Francine Nightstand
3 drawer
26w x 18 3/4d x 30 1/2h



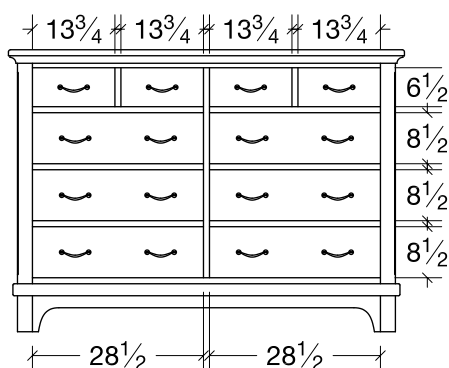
FRNS1D
Francine Nightstand
1 drawer, 1 door
26w x 18 3/4d x 30 1/2h



FRNS1
Francine Nightstand
1 drawer, 1 opening
26w x 18 3/4d x 30 1/2h



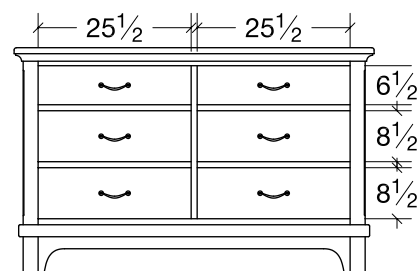
FRNS2
Francine Nightstand
2 drawer, 1 opening
26w x 18 3/4d x 30 1/2h



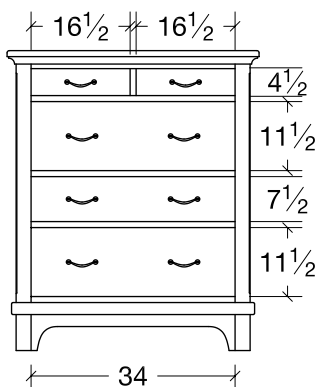
HCD10
Hamilton Court Dresser
10 drawer
66w x 22d x 47h



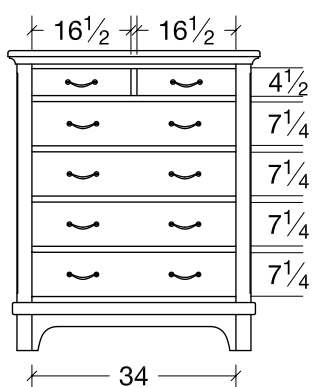
HCD8
Hamilton Court Dresser
8 drawer
66w x 22d x 37 1/2h



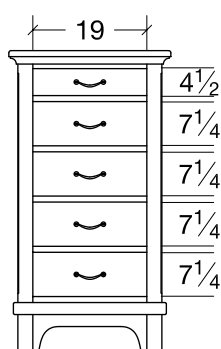
HCD6
Hamilton Court Dresser
6 drawer
60w x 22d x 37 1/2h



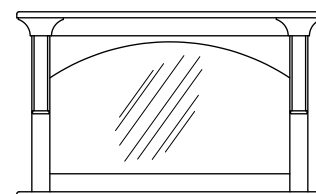
HCDEC
Hamilton Court Desk Chest
5 drawer
42w x 22d x 50h



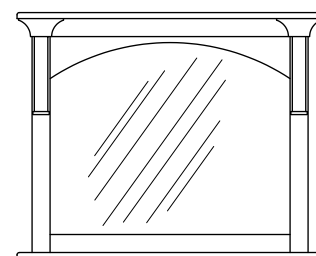
HCC6
Hamilton Court Chest
6 drawer
42w x 22d x 50h



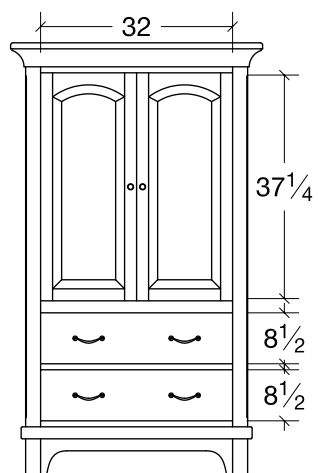
HCLC
Hamilton Court Lingerie Chest
5 drawer
27w x 17 1/2d x 50h



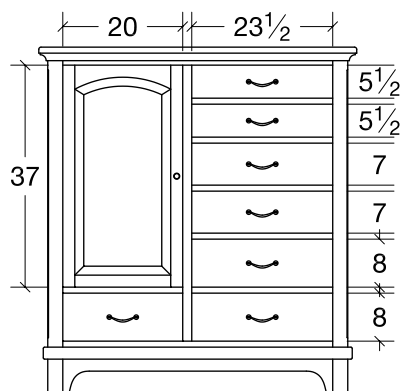
HCMC-1
Hamilton Court Mirror C.
51w x 31h




HCMC-2
Hamilton Court Mirror C.
51w x 41h




HCA
Hamilton Court Armoire
2 drawer, 2 door
42w x 23d x 72h



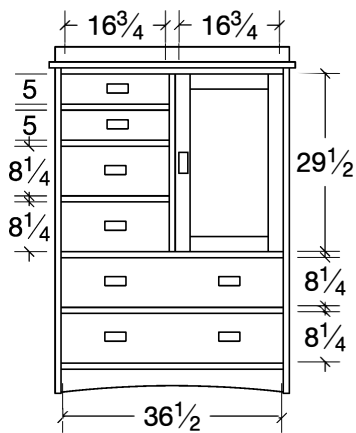
HCDOC
Hamilton Court Door Chest
7 drawer, 1 door
53w x 22d x 58h



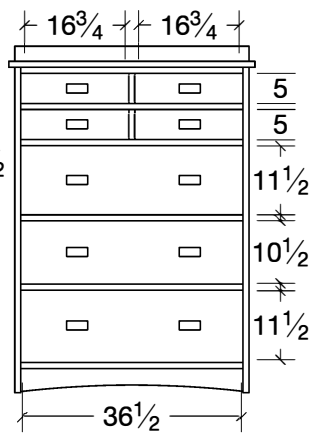
HCNS4
Hamilton Court Night Stand
4 drawer
32w x 17 1/2d x 30h



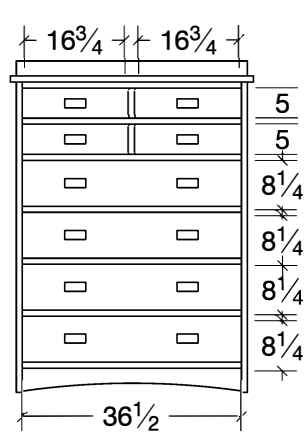
HCNS3
Hamilton Court Night Stand
3 drawer
27w x 17 1/2d x 30h



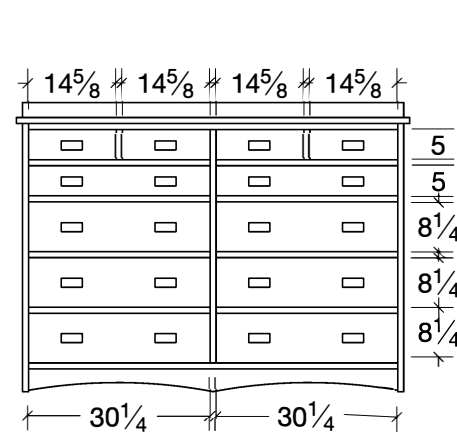
JADOC
Jacobson Door Chest
6 drawer, 1 door
41w x 21d x 57 1/2h



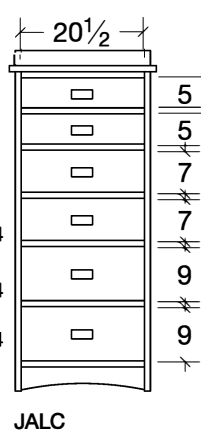
JADEC
Jacobson Desk Chest
7 drawer
41w x 21d x 57 1/2h



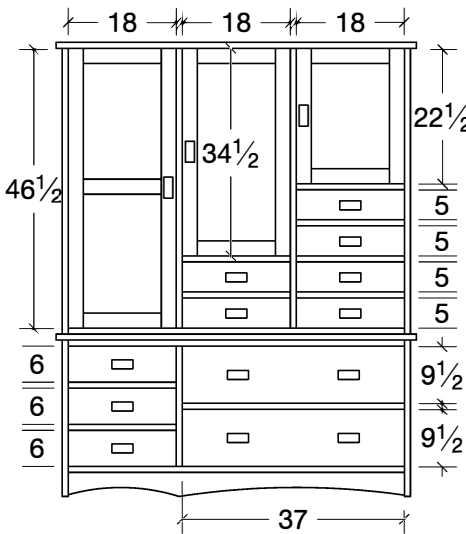
JAC8
Jacobson Chest
8 drawer
41w x 21d x 57 1/2h



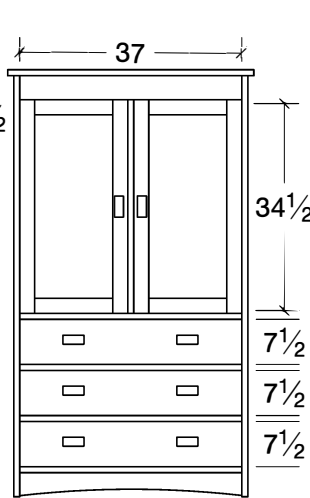
JAD12
Jacobson Dresser
12 drawer
66w x 21d x 48h



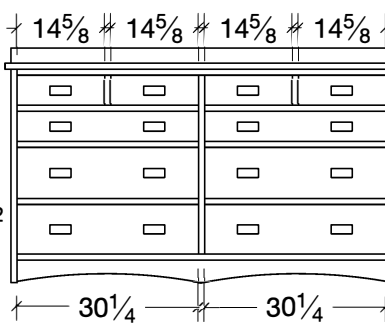
JALC
Jacobson Lingerie
Chest
6 drawer
24 1/2w x 19 1/4d x
56 1/2h



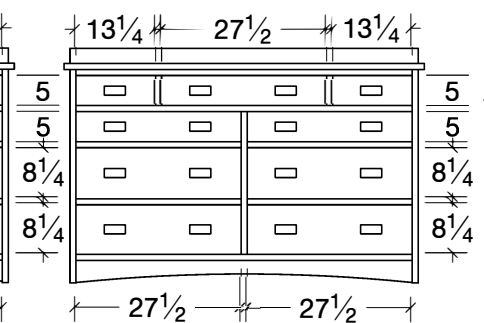
JASU
Jacobson Storage Unit
11 drawer, 3 door
60w x 21d x 76h, 2 pc.




JAA
Jacobson 1pc Armoire
3 drawer, 2 door
41w x 21d x 71h



JAD10
Jacobson Dresser
10 drawer
66w x 21d x 39h



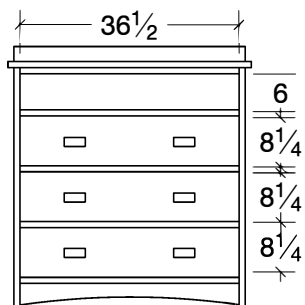
JAD9
Jacobson Dresser
9 drawer
60w x 21d x 39h



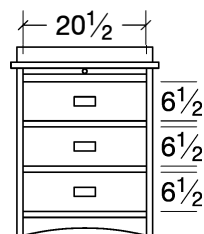
JAMM-2
Jacobson Mirror M.
57w x 27h



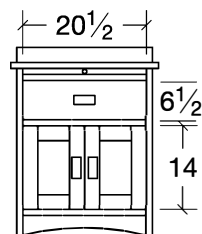
JAMM-1
Jacobson Mirror M.
47w x 31h



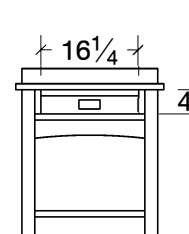
JAMEC
Jacobson Media Chest
3 drawer
41w x 21d x 43 1/2h



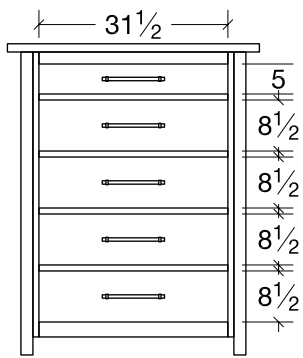
JANS3
Jacobson NightStand
3 drawer, 1 tray
24 1/2w x 19 1/4d x 31 1/2h



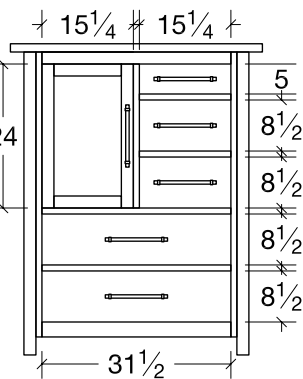
JANS2D
Jacobson Nightstand
1 drawer, 2 door, 1 tray
24 1/2w x 19 1/4d x 31 1/2h



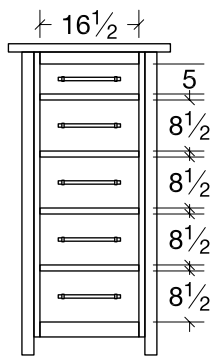
JANS1
Jacobson Nightstand
1 drawer, open slat
24 1/2w x 19 1/4d x 29h



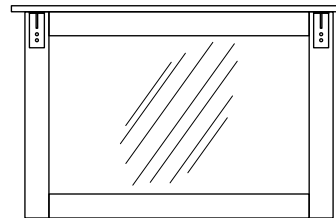
KEC5
Kensington Chest
5 drawer
42w x 22 1/4d x 52h



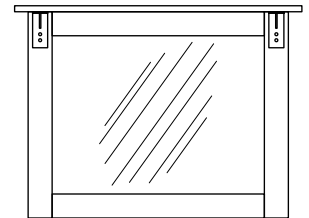
KEDOC
Kensington Door Chest
5 drawer, 1 door
42w x 22 1/4d x 52h



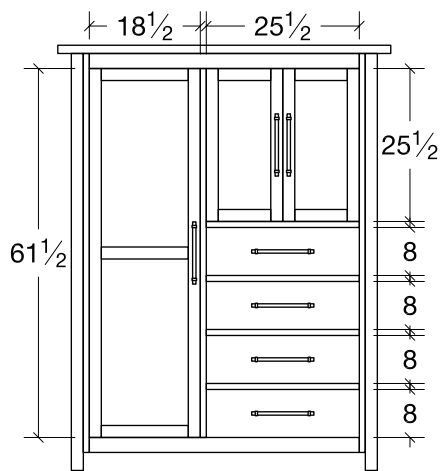
KELC
Kensington Lingerie Chest
5 drawer
27w x 18d x 52h



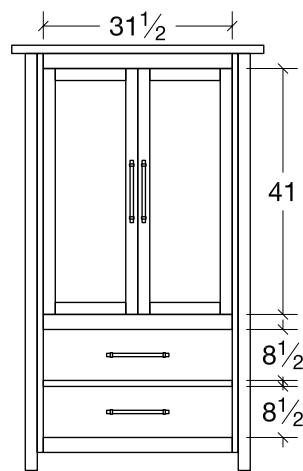
KEMR
Kensington Mirror
56w x 35 1/2h



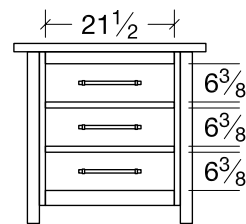
KEMR48
Kensington Mirror
48w x 35 1/2h



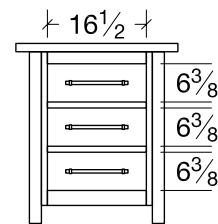
KECH
Kensington Chifferobe
4 drawer, 3 door
55 1/2w x 22 1/4d x 71h



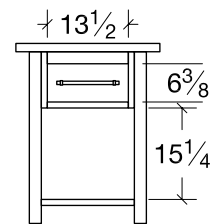
KEA
Kensington Armoire
2 drawer, 2 door
42w x 22 1/4d x 71h



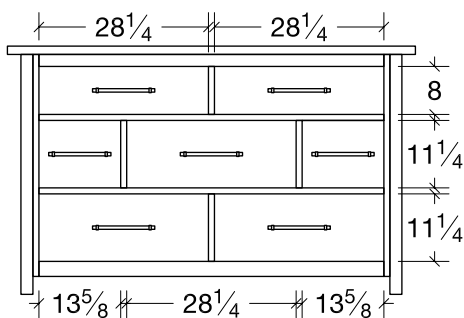
KENS32
Kensington Nightstand
3 drawer
32w x 18d x 30h



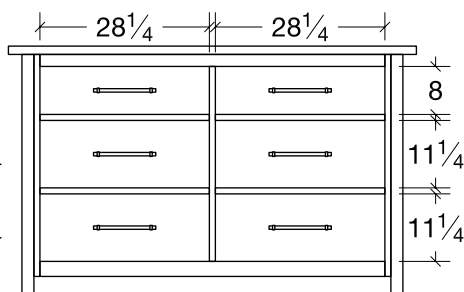
KENS27
Kensington Nightstand
3 drawer
27w x 18d x 30h



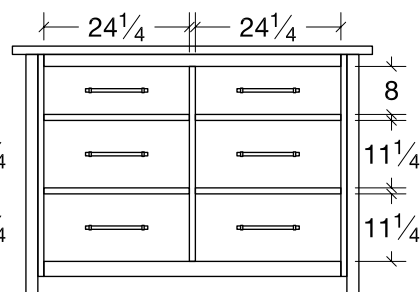
KENS1
Kensington Nightstand
1 drawer, 1 opening
24w x 18d x 30h



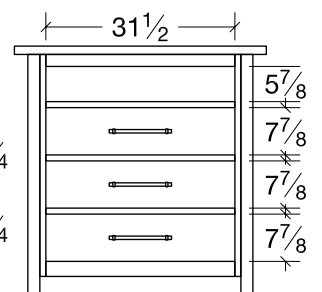
KEDR7
Kensington Dresser
7 drawer
68w x 22 1/4d x 41 1/2h



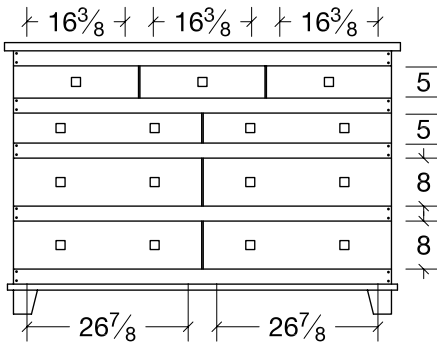
KEDR68
Kensington Dresser
6 drawer
68w x 22 1/4d x 41 1/2h



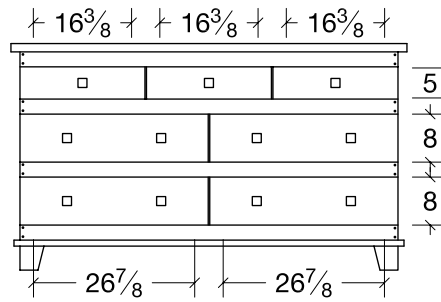
KEDR60
Kensington Dresser
6 drawer
60w x 22 1/4d x 41 1/2h



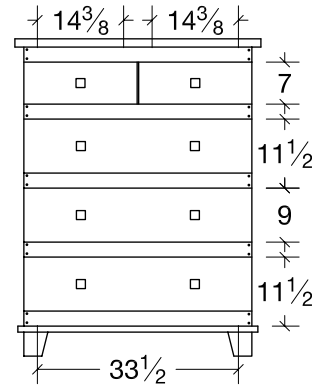
KEMEC
Kensington Media Chest
3 drawer, 1 opening
42w x 22 1/4d x 41 1/2h



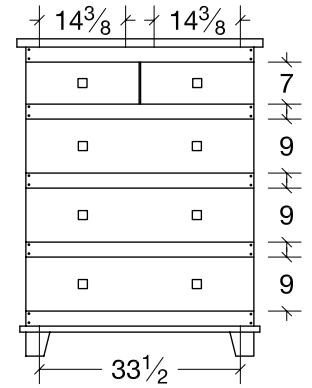
LAD9
Larado Dresser
9 drawer
66w x 22d x 45h



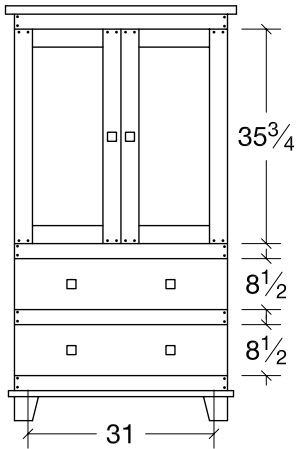
LAD7
Larado Dresser
7 drawer
66w x 22d x 38h



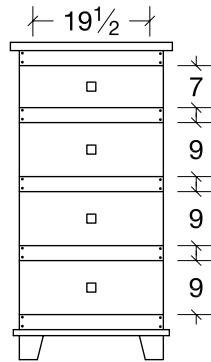
LADEC
Larado Desk Chest
5 drawer
41w x 22d x 53h



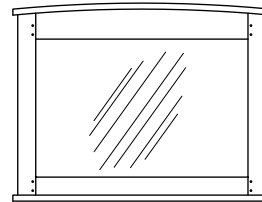
LAC5
Larado Chest
5 drawer
41w x 22d x 53h



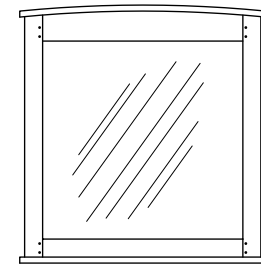
LAA
Larado Armoire
2 drawer, 2 door
38 1/2w x 22d x 69h



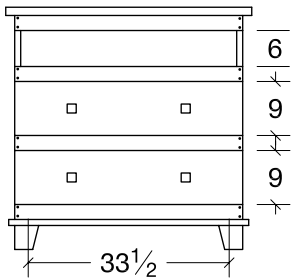
LALC
Larado Lingerie Chest
4 drawer
27w x 18d x 53h



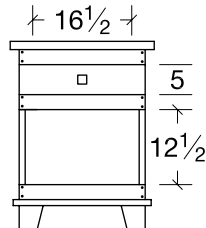
LAML-2
Larado Mirror L.
43w x 33h



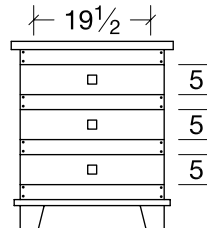
LAML-1
Larado Mirror L.
41w x 43h



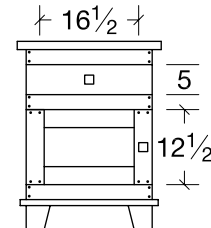
LAMEC
Larado Media Chest
2 drawer, 1 opening
41w x 22d x 41h



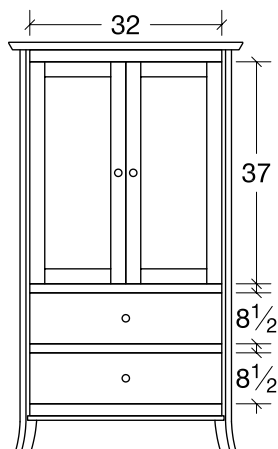
LANS1
Larado Nightstand
1 drawer, 1 opening
24w x 18d x 31 1/2h



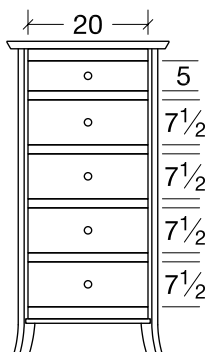
LANS3
Larado Nightstand
3 drawer
27w x 18d x 31 1/2h



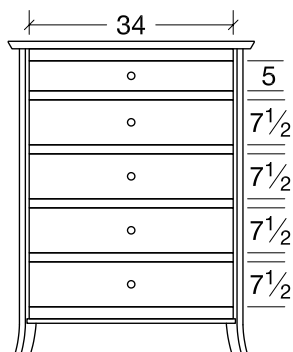
LANS1D
Larado Nightstand
1 drawer, 1 door
24w x 18d x 31 1/2h



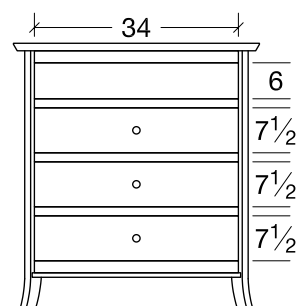
LLA
Laurel Armoire
2 drawer, 2 door
39w x 23d x 68h



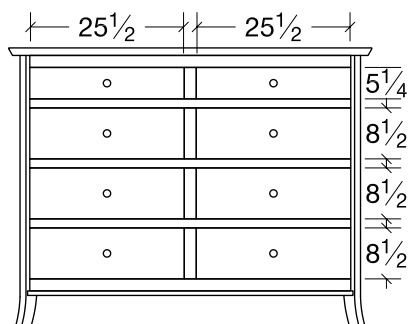
LLC
Laurel Lingerie Chest
5 drawer
27w x 18 1/4d x 52h



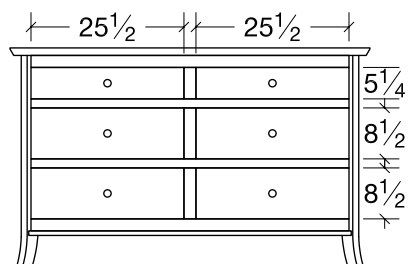
LLC5
Laurel Chest
5 drawer
41w x 23d x 52h




LLMC
Laurel Media Chest
3 drawer, 1 opening
41w x 23d x 43 1/2h



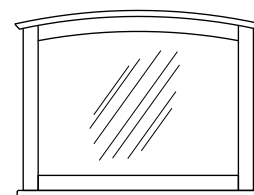
LLDR8
Laurel Dresser
8 drawer
60w x 23d x 46 1/4h



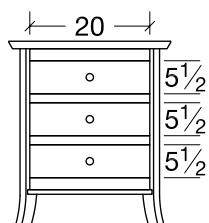
LLDR60
Laurel Dresser
6 drawer
60w x 23d x 36 1/4h



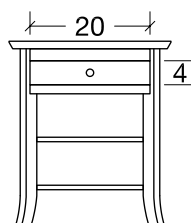
LLMR41
Laurel Mirror
41w x 41h



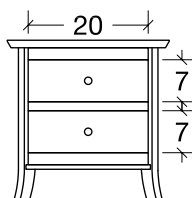
LLMR31
Laurel Mirror
41w x 31h



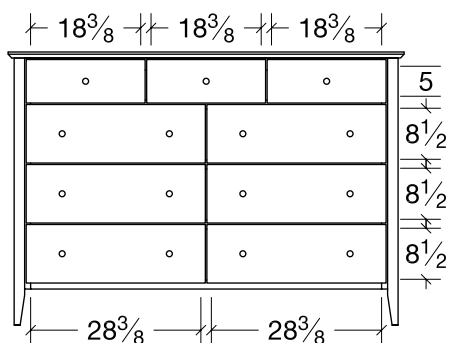
LLNS3
Laurel Night Stand
3 drawer
27w x 18 1/4d x 30 1/2h



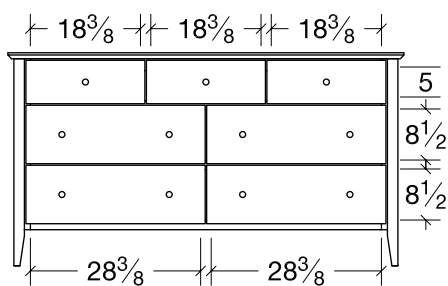
LLNS1
Laurel Night Stand
1 drawer, 2 opening
27w x 18 1/4d x 30 1/2h



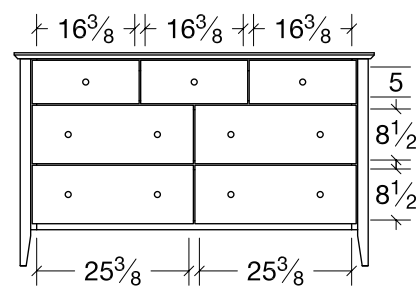
LLNS2
Laurel Night Stand
2 drawer
27w x 18 1/4d x 26 1/2h



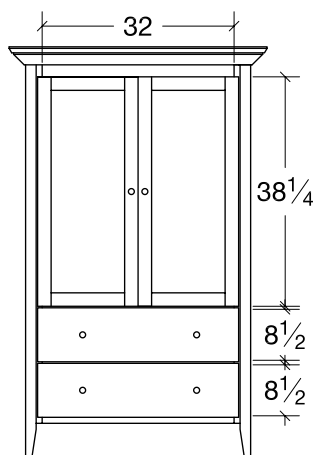
MED9
Medina Dresser
9 drawer
66w x 21 3/4d x 45 1/2h



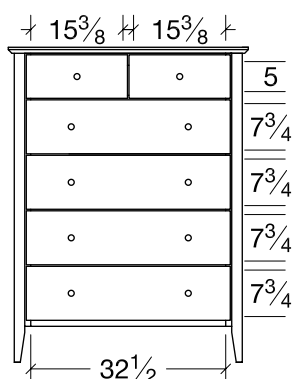
MED7
Medina Dresser
7 drawer
66w x 21 3/4d x 35 1/2h



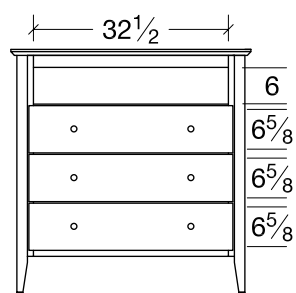
MED60
Medina Dresser
7 drawer
60w x 21 3/4d x 35 1/2h



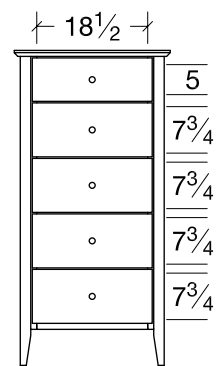
MEA
Medina Armoire
2 drawer, 2 door
42 3/4w x 23 1/2d x 71h



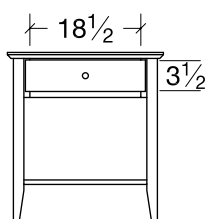
MEC6
Medina Chest
6 drawer
40w x 21 3/4d x 52 1/2h



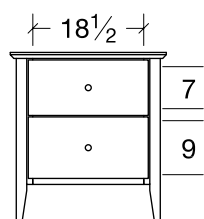
MEMC
Medina Media Chest
3 drawer, 1 opening
40w x 21 3/4d x 41h



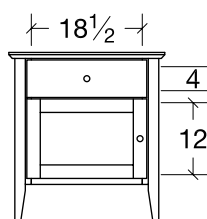
MELC
Medina Lingerie Chest
5 drawer
26w x 16 1/2d x 52 1/2h



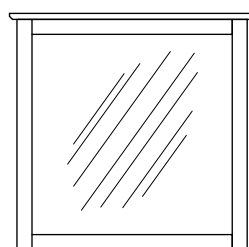
MENS1
Medina Nightstand
1 drawer, 1 opening
26w x 16 1/2d x 28h



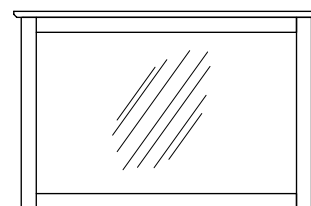
MENS2
Medina Nightstand
2 drawer
26w x 16 1/2d x 28h



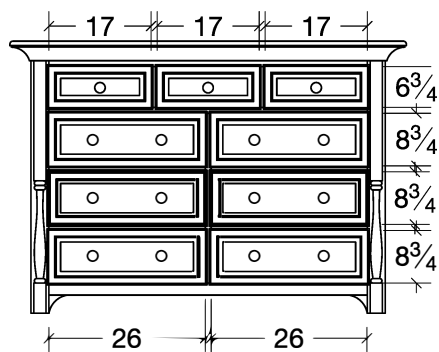
MENS1D
Medina Nightstand
1 drawer, 1 door
26w x 16 1/2d x 28h



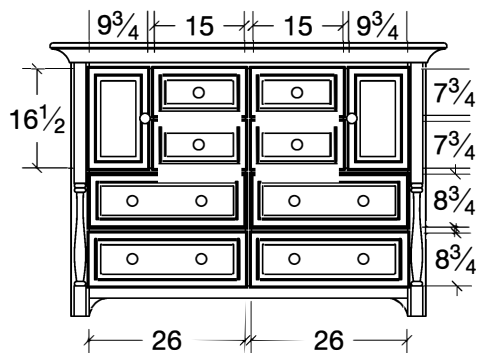
MEM41
Medina Mirror
41w x 39 1/2h



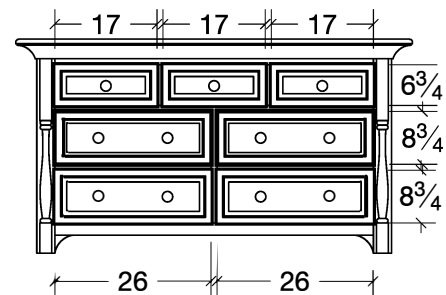
MEM51
Medina Mirror
51w x 33h



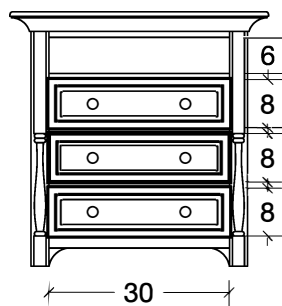
PAD9
Palisade Dresser
9 drawer
66w x 22d x 45 1/2h



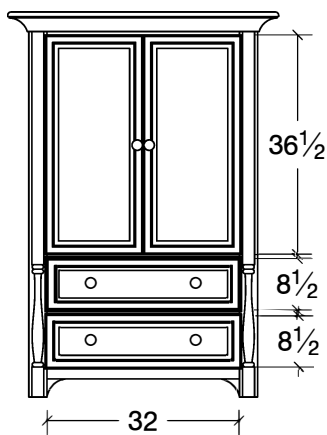
PAD2D
Palisade Dresser
8 drawer, 2 door
66w x 22d x 45 1/2h



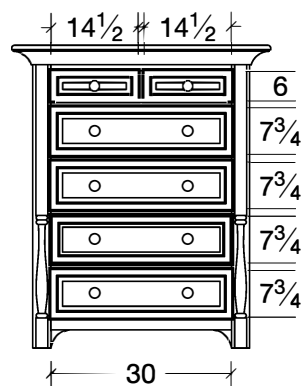
PAD7
Palisade Dresser
7 drawer
66w x 22d x 35 3/4h




PAMEC
Palisade Media
3 drawer, 1 opening
43w x 22d x 42 1/2h




PAA
Palisade Amoire
2 drawer, 2 door
45w x 22d x 65h



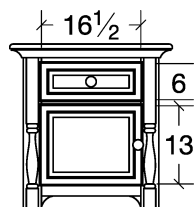
PAC6
Palisade Chest
6 drawer
43w x 22d x 50 1/2h



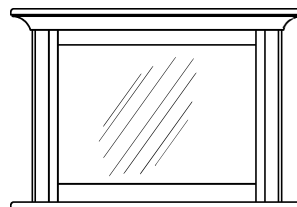
PADOC
Palisade Chest
6 drawer, 1 door
43w x 22d x 50 1/2h



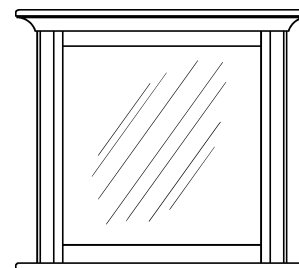
PANS3
Palisade Nightstand
3 drawer
27w x 18d x 27 1/2h



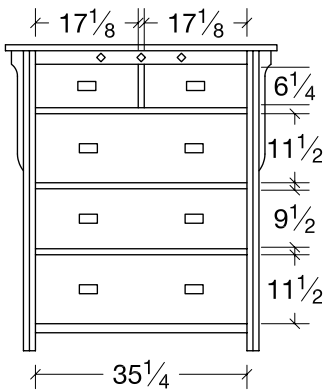
PANS1D
Palisade Nightstand
1 drawer, 1 door
27w x 18d x 27 1/2h



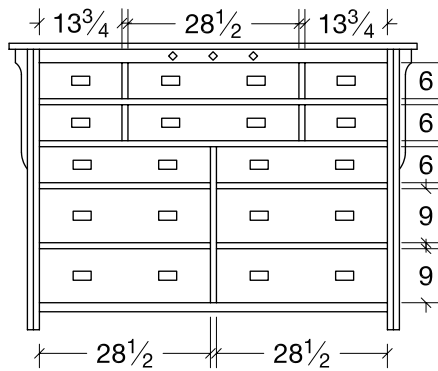
PAMQ-2
Palisade Mirror Q.
48 1/2w x 33h



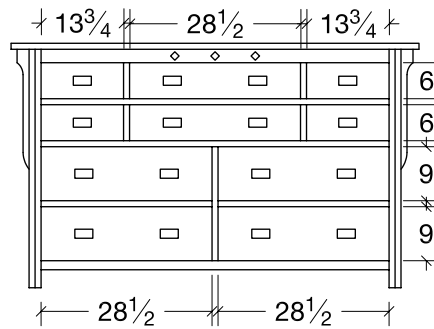
PAMQ-1
Palisade Mirror Q.
48 1/2w x 43h



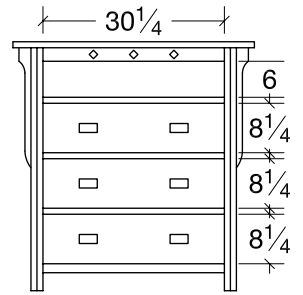
RMDEC
Royal Mission Desk Chest
5 drawer
45 $\frac{1}{4}$ w x 22d x 51h



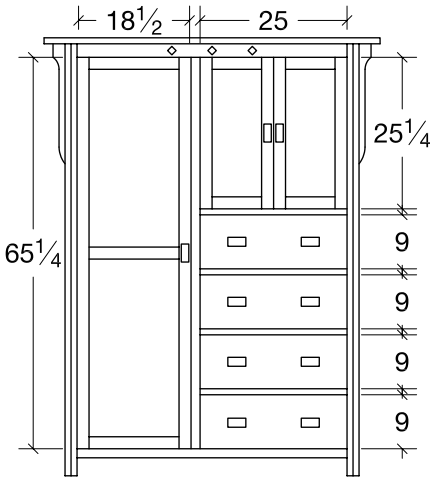
RMD12
Royal Mission Dresser
12 drawer
68w x 22d x 48h



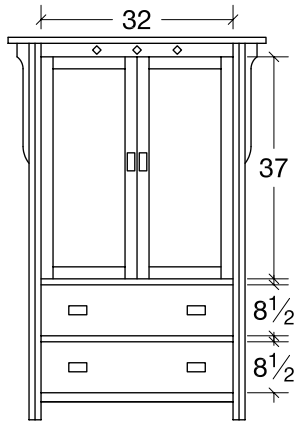
RMD10
Royal Mission Dresser
10 drawer
68w x 22d x 41h



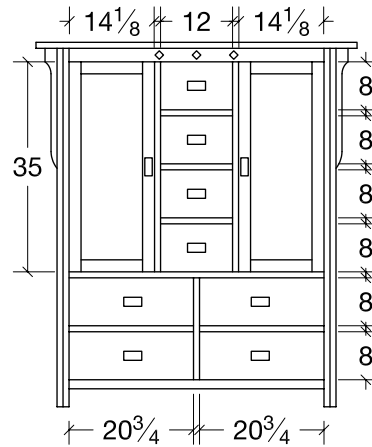
RMMEC
Royal Mission Media Chest
3 drawer, 1 opening
40 $\frac{1}{4}$ w x 22d x 42h




RMCH
Royal Mission Chifferobe
4 drawer, 3 door
56w x 22d x 73h




RMA
Royal Mission Armoire
2 drawer, 2 door
43w x 22d x 64h



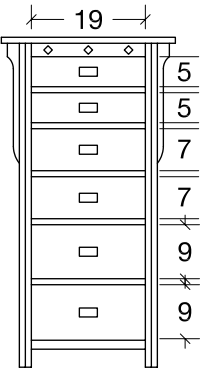
RMDOC
Royal Mission Door Chest
8 drawer, 2 door
53 $\frac{1}{2}$ w x 22d x 61h



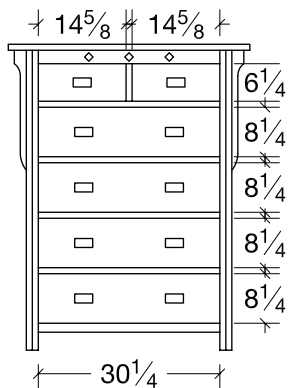
RMMK-1
Royal Mission Mirror K.
51w x 40h



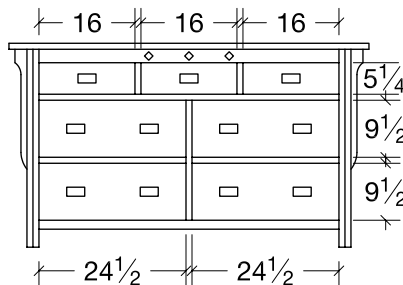
RMMK-2
Royal Mission Mirror K.
53w x 31h



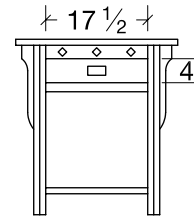
RMLC
Royal Mission Lingerie
6 drawer
29w x 18d x 55h



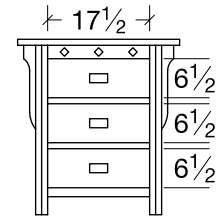
RMC6
Royal Mission Chest
6 drawer
40 $\frac{1}{4}$ w x 22d x 51h



RMD7
Royal Mission Dresser
7 drawer
60w x 22d x 34h



RMNS1
Royal Mission Nightstand
1 drawer, 1 open Slat
27w x 18d x 29 $\frac{1}{2}$ h



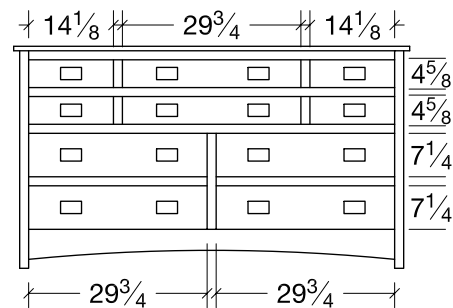
RMNS3
Royal Mission Nightstand
3 drawer
27w x 18d x 29 $\frac{1}{2}$ h



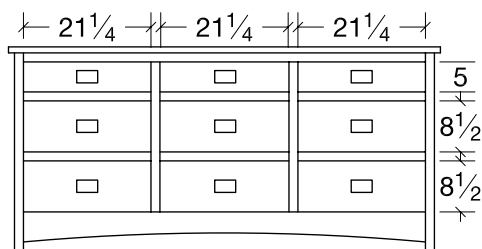
SMD12
Schwartz Mission
Dresser
12 drawer
66w x 21d x 46h



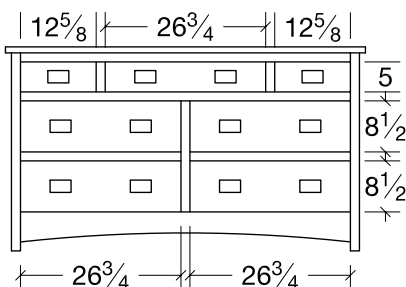
SMD9
Schwartz Mission
Dresser
9 drawer
60w x 21d x 44h



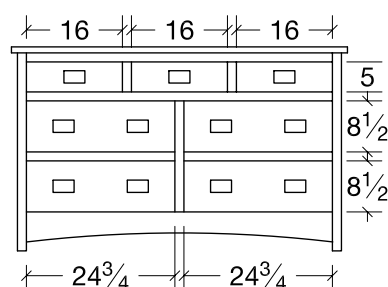
SMD10
Schwartz Mission
Dresser
10 drawer
66w x 21d x 37h



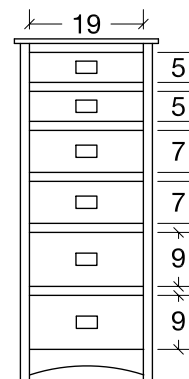
SMD72
Schwartz Mission
Dresser
9 drawer
72w x 21d x 34h



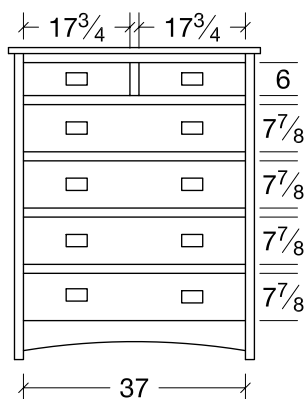
SMD7
Schwartz Mission
Dresser
7 drawer
60w x 21d x 34h



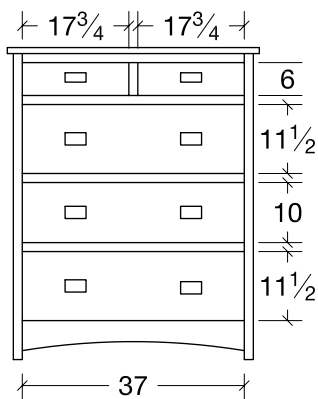
SMD56
Schwartz Mission
Dresser
7 drawer
56w x 21d x 34h



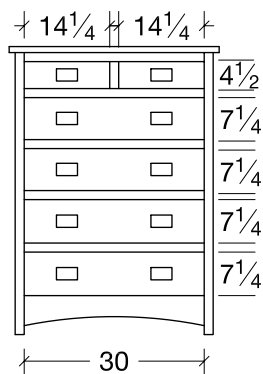
SMLC
Schwartz Mission
Lingerie Chest
6 drawer
24w x 18d x 57h



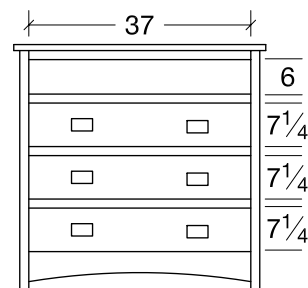
SMGC
Schwartz Mission
Grand Chest
6 drawer
42w x 21d x 52h



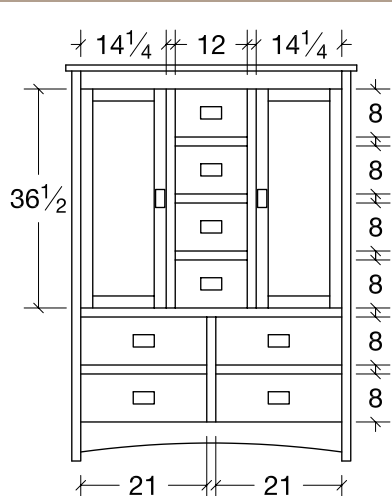
SMDEC
Schwartz Mission
Desk Chest
5 drawer
42w x 21d x 52h



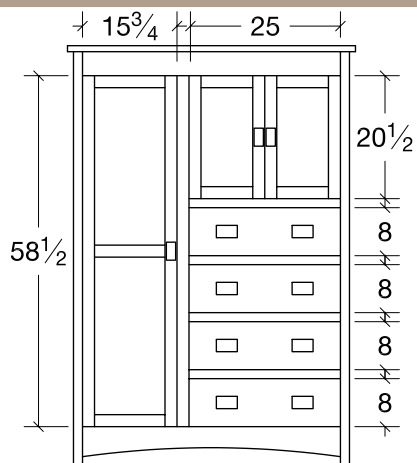
SMC6
Schwartz Mission
Chest
6 drawer
35w x 21d x 48h



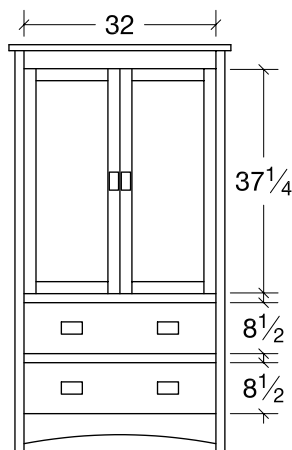
SMMEC
Schwartz Mission
Media Chest
3 drawer, 1 opening
42w x 21d x 41h



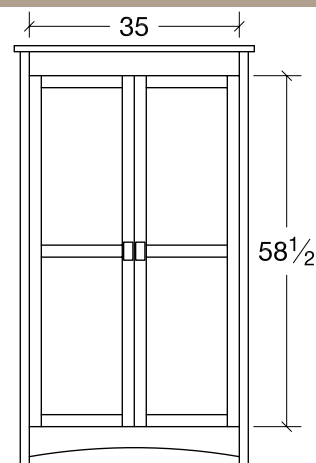
SMDOC
Schwartz Mission
Door Chest
8 drawer, 2 door
48 1/2w x 21d x 66h



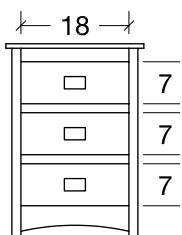
SMCH
Schwartz Mission
Chifferobe
4 drawer, 3 door
48w x 21d x 70h



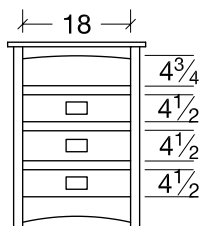
SMA1
Schwartz Mission
Armoire
2 drawer, 2 door
37w x 21d x 68h



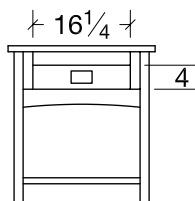
SMW
Schwartz Mission
Wardrobe
2 door
40w x 21d x 70h



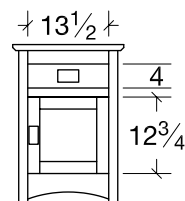
SMNS3D
Schwartz Mission
Nightstand
3 deep drawer
23w 18d x 32h



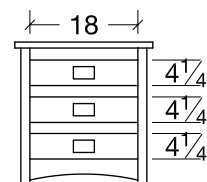
SMNS3O
Schwartz Mission
Nightstand
3 drawer, 1 opening
23w 18d x 30 3/4h



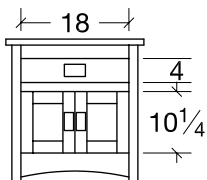
SMNS1
Schwartz Mission
Nightstand
1 drawer, 1 open slat
24 1/2w x 19d x 26h



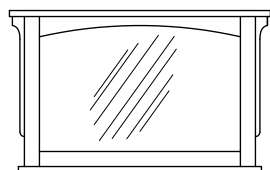
SMNS1D
Schwartz Mission
Nightstand
1 drawer, 1 door
18 1/2w 18d x 26 1/2h



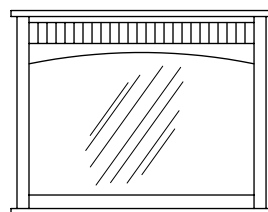
SMNS3
Schwartz Mission
Nightstand
3 drawer
23w 18d x 23 3/4h




SMNS2D
Schwartz Mission
Nightstand
1 drawer, 2 door
23w 18d x 23 3/4h



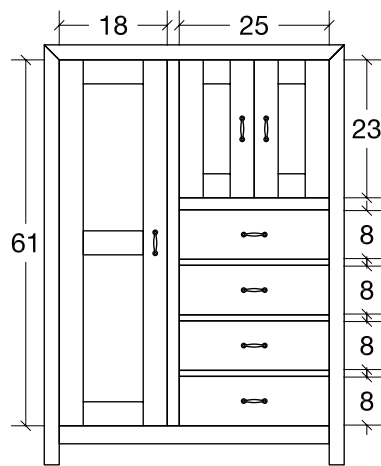
HMA
Schwartz Mission
Horizon Mirror A.
43 1/2w x 27h



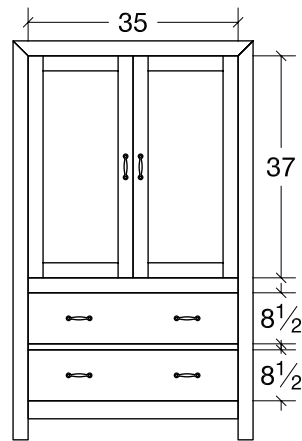
SMMI-2
Schwartz Mission
Mirror I.
40w x 34h



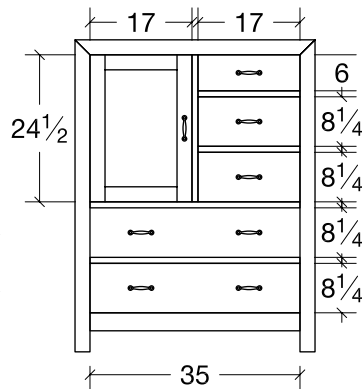
SMMI-1
Schwartz Mission
Mirror I.
40w x 45h



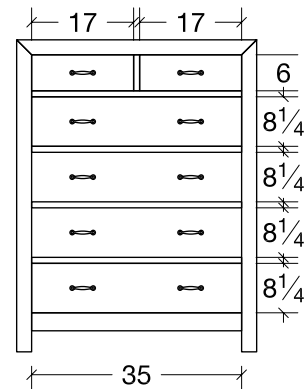
SOCH
Sonoma Chifferobe
4 drawer, 3 door
50w x 20³/₄d x 70h



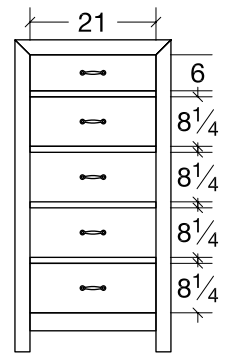
SOA
Sonoma Armoire
2 drawer, 2 door
40w x 20³/₄d x 66¹/₂h



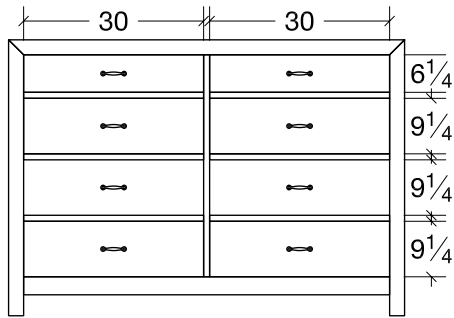
SODOC
Sonoma Door Chest
5 drawer, 1 door
40w x 20³/₄d x 52h



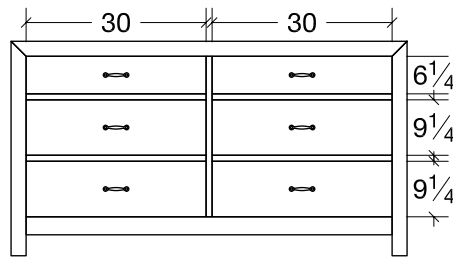
SOC6
Sonoma Chest
6 drawer
40w x 20³/₄d x 52h



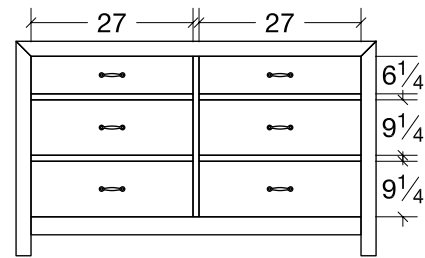
SOLC
Sonoma Lingerie
Chest
5 drawer
26w x 18³/₄d x 52h



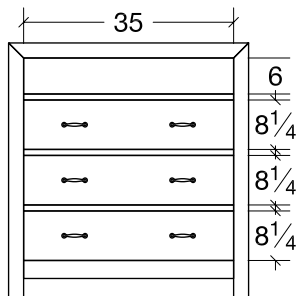
SODR8
Sonoma Dresser
8 drawer
66w x 20³/₄d x 46h



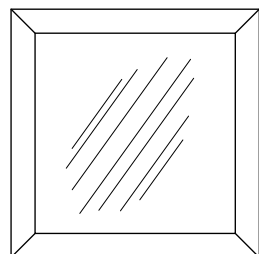
SODR6
Sonoma Dresser
6 drawer
66w x 20³/₄d x 36h



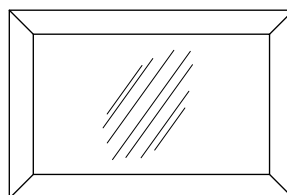
SO6DR60
Sonoma Dresser
6 drawer
60w x 20³/₄d x 36h



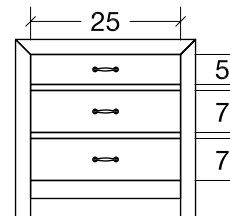
SOMC
Sonoma Media Chest
3 drawer, 1 opening
40w x 20³/₄d x 42³/₄h



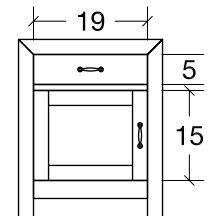
SOMR42
Sonoma Mirror
42w x 42h



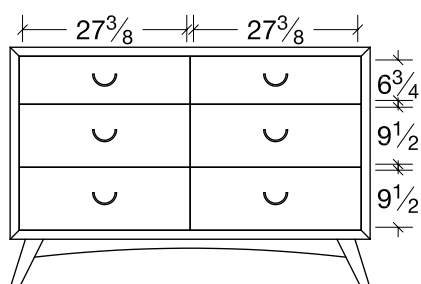
SOMR48
Sonoma Mirror
48w x 32h



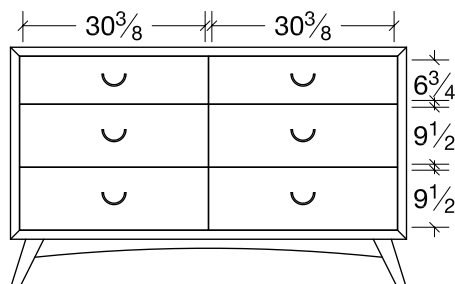
SONS3
Sonoma Night Stand
3 drawer
30w x 18³/₄d x 30h



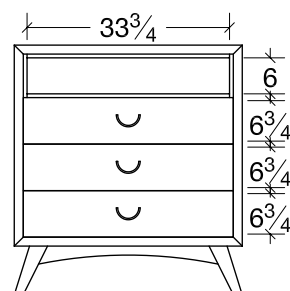
SONS1D
Sonoma Night Stand
1 drawer, 1 door
24w x 18³/₄d x 30h



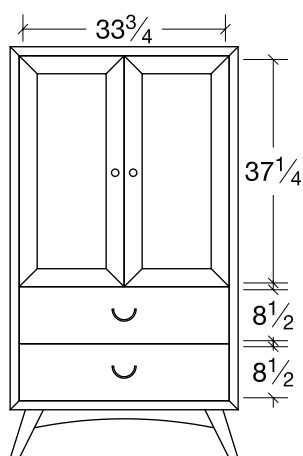
TU6DR60
Tucson 60" Dresser
6 drawer
60w x 21d x 40½h



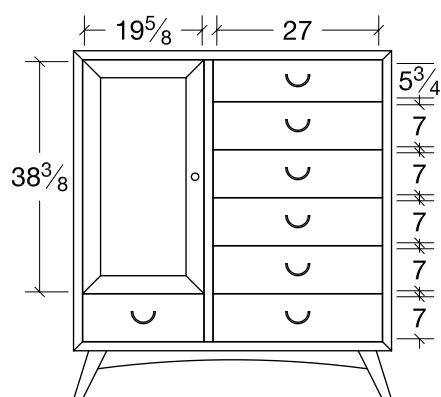
TUDR6
Tucson 66" Dresser
6 drawer
66w x 21d x 40½h



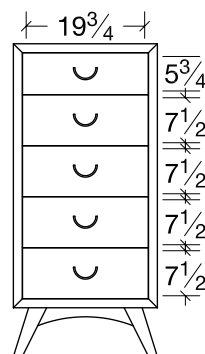
TUMEC
Tucson Media Chest
3 drawer
38w x 21d x 41½h



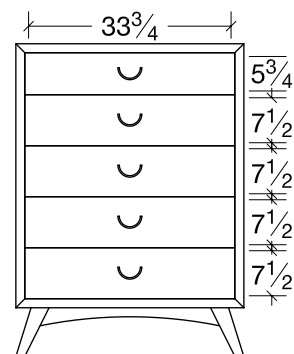
TUA
Tucson Armoire
2 drawer, 2 door
38w x 21d x 68½h




TUDOC
Tucson Door Chest
7 drawer, 1 door
53w x 21d x 58½h



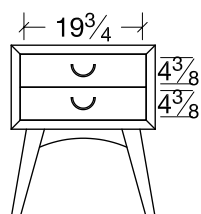
TULC
Tucson Lingerie Chest
5 drawer
24w x 15d x 52½h



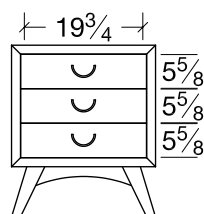
TUC5
Tucson Chest
5 drawer
38w x 21d x 52½h



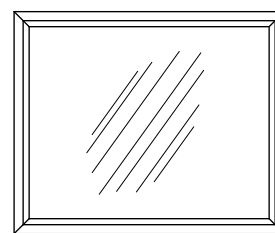
TUNS1
Tucson Night Stand
1 drawer w/open shelf
24w x 15d x 28½h



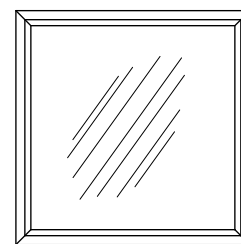
TUNS2
Tucson Night Stand
2 drawer
24w x 15d x 28½h



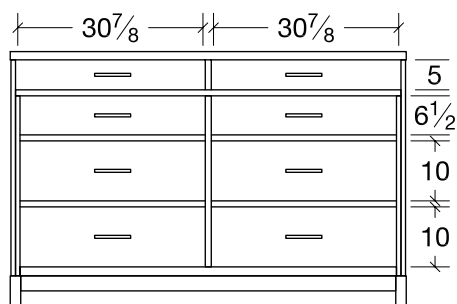
TUNS3
Tucson Night Stand
3 drawer
24w x 15d x 28½h



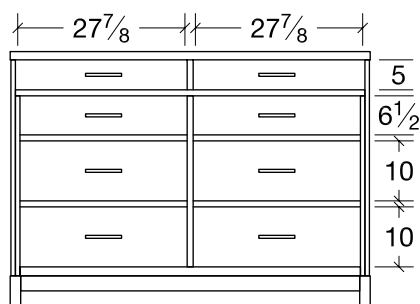
TUMR45
Tucson Mirror
45w x 37h



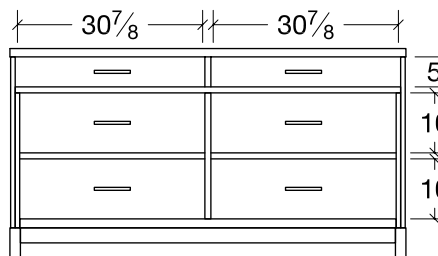
TUMR39
Tucson Mirror
39w x 39h



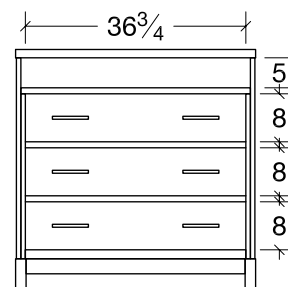
WE8DR66
Westmere Dresser
8 drawer
66w x 22d x 42 1/2h



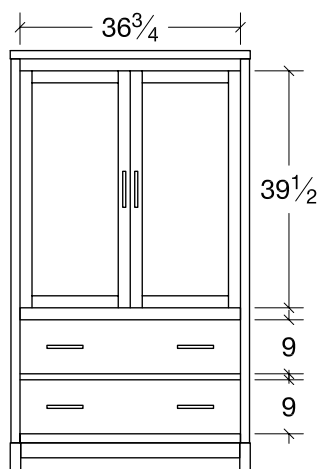
WED8
Westmere Dresser
8 drawer
60w x 22d x 42 1/2h



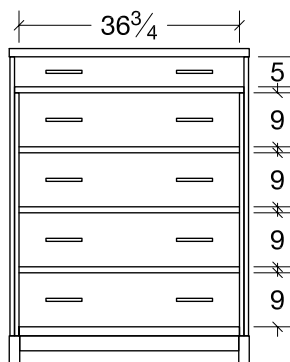
WE6DR66
Westmere Dresser
6 drawer
66w x 22d x 35h



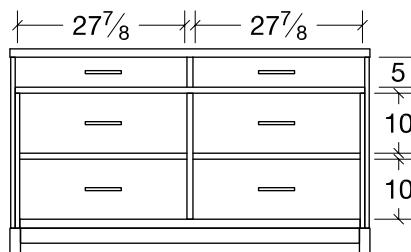
WEMC
Westmere Media Chest
3 drawer, 1 opening
40w x 22d x 40h



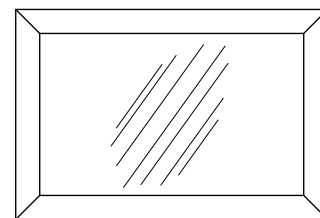
WEA
Westmere Armoire
2 drawer, 2 door
40w x 24d x 70 1/2h



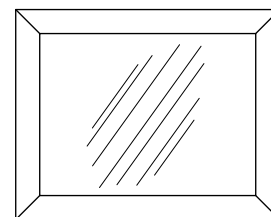
WEC5
Westmere Chest
5 drawer
40w x 22d x 53h



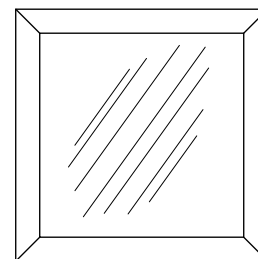
WED6
Westmere Dresser
6 drawer
60w x 22d x 35h



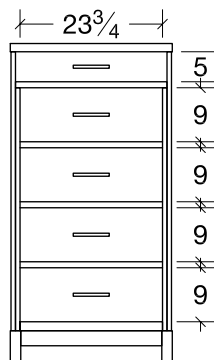
WEM52
Westmere Mirror
52w x 35h



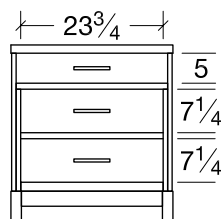
WEM44
Westmere Mirror
44w x 35h



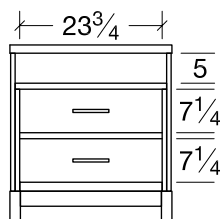
WEM42
Westmere Mirror
42w x 42h



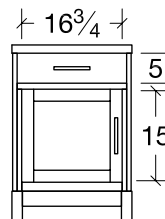
WELC
Westmere Lingerie Chest
5 drawer
27w x 18d x 53h



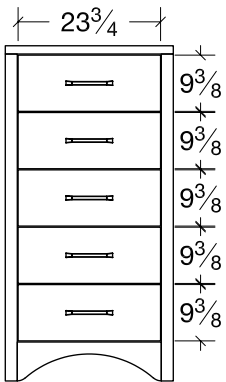
WENS3
Westmere Nightstand
3 drawer
27w x 18d x 29 1/2h



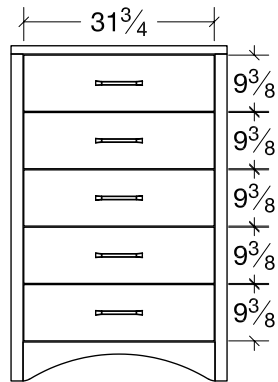
WENS20
Westmere Nightstand
2 drawer, 1 opening
27w x 18d x 29 1/2h



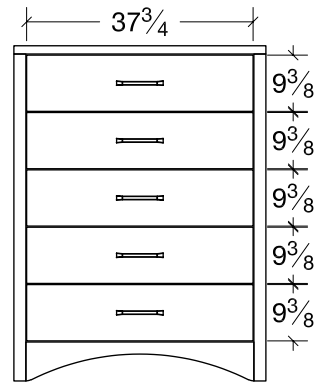
WENS1D
Westmere Nightstand
1 drawer, 1 door
20w x 18d x 29 1/2h



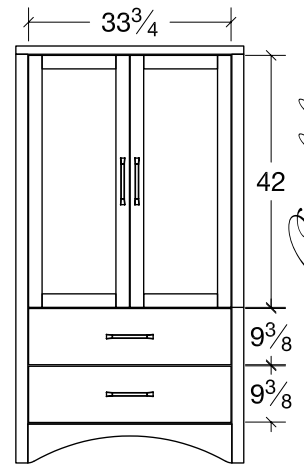
WOLC
Schwartz Woodmont
Lingerie Chest
5 drawer
28w x 21d x 56h



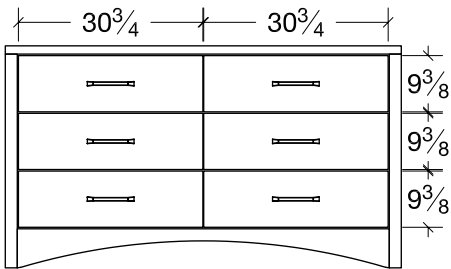
WOC5
Schwartz Woodmont
Chest
5 drawer
36w x 21d x 56h



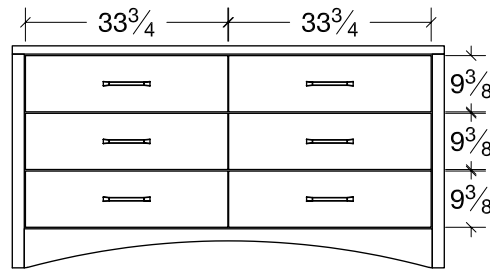
WOGC
Schwartz Woodmont
Grand Chest
5 drawer
42w x 21d x 56h



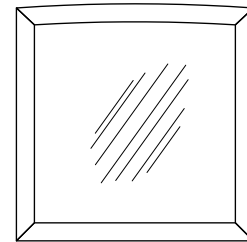
WOAR
Schwartz Woodmont
Armoire
2 drawer, 2 door
38w x 21d x 69 1/2h



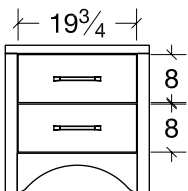
WOD66
Schwartz Woodmont
Dresser
6 drawer
66w x 21d x 37h



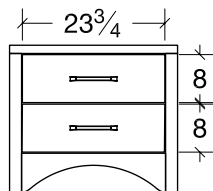
WOD72
Schwartz Woodmont
Dresser
6 drawer
72w x 21d x 37h



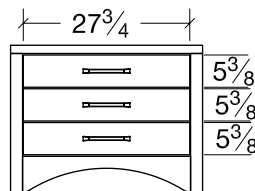
WOMR
Schwartz Woodmont
Mirror
39 1/2w x 39 1/2h



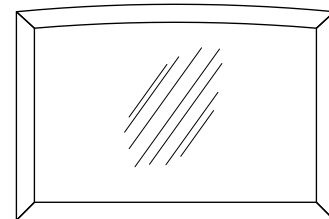
WONS2
Schwartz Woodmont
Nightstand
2 drawer
24w x 18d x 24 3/4h



WONS28
Schwartz Woodmont
Nightstand
2 drawer
28w x 21d x 24 3/4h



WONS32
Schwartz Woodmont
Nightstand
3 drawer
32w x 21d x 24 3/4h



WOMR53
Schwartz Woodmont
Mirror
53w x 36h



Where it all begins!




Stacks of lumber ready to be made into heirloom pieces.



The fully framed cabinets are carefully assembled, doors and drawers installed by the craftsman



Each piece is hand sanded, preparing it to be finished.



Boards are cut, glued and clamped into many different sizes.



More boards being cut and used for face frames.



Face frames are precisely measured and assembled with pocket screws.



Stain is sprayed then wiped off for an even color tone.



The sealer and top coat are carefully applied, giving each piece a smooth and durable finish.



2022 – 2023
SCHWARTZ WOODWORKING LLC