



R·H·YODER  
2024





Richard and Henry Yoder, inspired by their father's craftsmanship, aspired to follow in his footsteps from a young age. After their father's untimely passing, they resolved to honor his legacy by mastering the art of craftsmanship themselves.

Commencing their journey in 2001 within their mother's home, they apprenticed under the tutelage of Floyd Miller, crafting a modest selection of five chair styles. Through dedication and perseverance, they transitioned from their humble beginnings to a larger establishment, culminating in the establishment of RH Yoder, now housed in a cutting-edge 48,000-square-foot facility.

What once began as a childhood admiration has blossomed into a thriving business venture. Richard and Henry are still very involved as proprietors, overseeing a skilled team of craftsmen and offering an extensive range of over 100 chair styles.

Their unwavering commitment to quality and precision shines through in each meticulously crafted piece of furniture, ensuring that their clientele receives nothing short of excellence.

**Some Styles of Dining Chairs are Available as Caster-Based Desk Chairs:**



Traditional Screw Lift



Mission Gas Lift



Mission Screw Lift



Caswell Gas Lift

**Note:** Selected chair styles are available as barstools. All orders are shipped with standard swivel unless "Memory" swivel is specified on order.

**Seat and Edge Options:**



Deep Scoop Seat shown with Optional Roundover Edge



Benton Roundover Seat



Regular Scoop Seat shown with Optional Bevel Edge

**Stretcher Covers:** Available in Black and Nickel (shown)




Barstool



Rounded Barstool

**Metal Colors:**



Bronze



Gold



Gunmetal Gray



Silver



Tex Black

**Table Edge Profile Options:**



Mission



Chamfer



Roundover



Bevel



Ogee



Roundover-Bottom



The most substantial corner blocks in the industry paired with five screws provides greater stability.



Precise angle cuts on all legs and an exact leveling technique provide unparalleled stability.



Final phase hand-sanding and inspection results in superior craftsmanship.






















































































Precision cut mortise and tenon joints ensure solid, durable structural integrity.



# TABLE OF CONTENTS











































---




































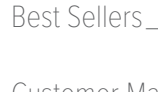


	Acadia _____	12		Bent Paddle Post _____	28		Colebrook _____	46
	Acadia Desk Chair _____	13		Bow River _____	29		Collins _____	47
	Albany _____	14		Bersina _____	30-31		Conner _____	48
	Allerton Bar Chair _____	15		Birkin _____	32-33		Country Sheaf _____	49
	Arbordale _____	16		Bradbury _____	34-35		Country Shaker _____	50-51
	Ariel _____	17		Brandberg _____	36		Cosgrove Barstool _____	52-53
	Arlington _____	18		Buchanan _____	37		Crayton _____	54-55
	Bayfield _____	19		Caraway Barstool _____	38		Crescent _____	56-57
	Barrel Barstool _____	20-21		Carmen _____	39		Cumberland _____	58-59
	Belmont Barstool _____	22-23		Carolina _____	40		Dawson _____	60-61
	Bellingham _____	24		Carson _____	41		Dillon Barstool _____	62-63
	Benjamin _____	25		Carter _____	42-43		Damon _____	64
	Bent Feather Bow _____	26		Charleston _____	44		Douglas _____	65
	Bent Paddle _____	27		Chesapeake _____	45		Durham Bar Chair _____	66

	Ellington _____ 67		Hillingdon _____ 84-85		Lavega _____ 99
	Elliott Desk Chair _____ 68		Kenshaw _____ 84-85		Lexford _____ 100
	Emerwood _____ 69		Waverton _____ 84-85		Livingston _____ 101
	Emerson _____ 70-71		Wellbeck _____ 84-85		Louisdale _____ 102
	Espin _____ 72		Haskin Barstool _____ 86		Madison _____ 103
	Folding Chair _____ 73		Jansen _____ 87		Marbury _____ 104
	Fenmore _____ 74-75		Iron Craft Barstool _____ 88-89		Mesa _____ 105
	Frankton _____ 76		Jetara _____ 90		Mill Valley _____ 106
	Grant _____ 77		Jumbo Bent Paddle _____ 91		Modesto _____ 107
	Griffin Bar Chair _____ 78		Keelan _____ 92-93		Niles _____ 108-109
	Harper _____ 79		Korbyn _____ 94-95		North Star _____ 110-111
	Harris _____ 80		Kensington _____ 96		Oxford _____ 110-111
	Harvest _____ 81		Lambert Barstool _____ 97		Regal _____ 110-111
	Hilko _____ 82-83		Lamont _____ 98		Sinclair _____ 110-111

# TABLE OF CONTENTS

---

	Neela Bar Chair _____ 112		Wellsburg _____ 130		Sawyer _____ 143
	Olympia Barstool _____ 113		Wescott _____ 131		Tifton _____ 144
	Palmer _____ 114-115		Westal _____ 132-133		Vinson _____ 144
	Parkland _____ 116		West Lake _____ 134		West Lake _____ 145
	Portage Barstool _____ 117		Winslow Barstool _____ 135		Bersina _____ 146
	Roanoke _____ 118-119		Wilton _____ 136-137		Brogan Pub _____ 147
	Roosevelt _____ 120		Wyndlot Desk Chair _____ 138		Brogan _____ 148-149
	Sawyer _____ 121		Yorktown _____ 139		Callaway _____ 150
	Somerset _____ 122		Bellingham _____ 140		Carmen _____ 151
	Spring Meadow Pressback _____ 123		Chevron _____ 140		Crayton _____ 152
	Tifton _____ 124-125		Colebrook _____ 141		Cumberland _____ 153
	Tosky Bar Chair _____ 126		Modesto _____ 141		Davis _____ 154
	Vintage Mission _____ 127		Livingston _____ 142		Dawson _____ 155
	Vinson _____ 128-129		Old Traditions _____ 143		Emerson _____ 156

	Fenmore _____	157		Roanoke _____	172		Bersina _____	186
	Iron Craft Pub _____	158		Roanoke Pub _____	173		Crayton _____	187
	Iron Forge _____	159		Sawyer _____	174		North Star _____	188
	Kenshaw _____	160		Sinclair _____	175		Old Traditions _____	189
	Kentmere _____	161		Theo _____	176		Oxford Designer _____	190
	Kirkby _____	162		Tifton _____	177		Regal _____	191
	Korbyn _____	163		Tifton Extension _____	178		Regal Designer _____	192
	Majesty _____	164-165		Tifton Round _____	179		Sinclair _____	193
	North Star _____	164-165		Vinson _____	180		Sinclair Designer _____	194
	Oxford _____	166-167		Vinson Pub _____	181		Waverton _____	195
	Niles _____	168		Waverton _____	182-183	Quick Ship _____	8-9	
	Niles Double Pedestal _____	169		Wellbeck _____	182-183	Best Sellers _____	10-11	
	Old Traditions _____	170		Westal _____	184	Customer Material Requirements _____	196	
	Regal _____	171		Wilton _____	185	Finishes _____	197-216	
						Chair Dimensions _____	217-221	

# QUICK SHIP



Live Edge



Fenmore

Brown Maple, Wood Seats Only



Tifton

Brown Maple w/Live Edge, Wood Seats Only



Vinson

Cherry, Fabric or Leather from Heartland Fabrics Only



Yorktown

Brown Maple, Wood Seats Only



Emerson

Brown Maple, Fabric or Leather from Heartland Fabrics Only



24" Bar Chair



Belmont w/Meribeth Top 24" Dillon 24"

Brown Maple, Fabric or Leather from Heartland Fabrics Only





Emerson Table    Emerson 36\"/>  
Brown Maple, 48\" Round w/12\" Leaf Only



Fenmore Table  
Brown Maple, 42\" x 72\" w/2 12\" Self Store Leaves Only



Tifton Table  
Brown Maple w/Live Edge, 42\" x 72\" Solid Top Only



Emerson Set



Fenmore Set



Tifton Set



Vinson Table  
Cherry, 42\" x 72\" w/2 12\" Self Store Leaves Only



Vinson Set



### Quick Ship Details

All products shown on the Quick Ship pages are available unfinished, shipped to the Indiana finish shop of your choice in 5 days! Alternately, you can choose to have it finished at RH Yoder and get the complete finished product in 5 DAYS! Particular wood species, fabric and leather options must follow the specified information for each product offered.

# BEST SELLERS

---



Emerson



Fenmore



Korbyn



Tifton



Vinson



Yorktown



Dillon Barstool



Belmont Barstool  
with Meribeth Top



Barrel Barstool  
with Meribeth Top



Iron Craft Barstool  
with Back

# BEST SELLERS

---



Brogan



Dawson



Fenmore



Regal



Tifton



Vinson

# ACADIA

---



Side: 19"w x 17 ½"d x 41"h

Arm: 24"w x 17 ½"d x 41"h

Available in Oak, Cherry, Hard Maple, Brown Maple, Quarter-Sawn White Oak, Hickory, Walnut, Elm, Rustic Cherry and Rustic Hickory

Only Available with Leather or Fabric Seats

Also Available as Caster-Based Desk Chairs

---

*Shown in Rustic Hickory with FC 107 Harvest Oak Stain and U3-13 Raven Wing Ultra Leather*

# ACADIA DESK CHAIR

---



---

24"w x 17"d x 40"-45"h

Available in Oak, Cherry, Hard Maple, Brown Maple, Quarter-Sawn White Oak, Hickory, Walnut, Rustic Cherry and Rustic Hickory

Only Available with Leather or Fabric Seats and Backs

Caswell Gas Lift is Standard

---

*Shown in Quarter-Sawn White Oak with Asbury Stain and Black Leather*

# ALBANY

---



Side: 20 ½"w x 16 ½"d x 40"h

Arm: 23"w x 16 ½"d x 40"h

Available in Oak, Cherry,  
Hard Maple, Brown Maple  
and Rustic Cherry

Also Available as Caster-  
Based Desk Chairs

---

*Shown in Brown Maple with Nutmeg Stain*

# ALLERTON BAR CHAIR



Tack Options



Seat Dimensions: 14" x 18"

Base Dimensions: 16 1/4" x 20"

Available in 24" and 30"h

Available in Oak, Cherry, Hard Maple, Brown Maple, Quarter-Sawn White Oak, Hickory, Walnut, Rustic Cherry and Rustic Hickory

Only Available with Leather or Fabric Seats

Tacks are Standard

*Shown in Cherry with Michael's Cherry Stain and Black Leather with Black Tacks (left)*

*Shown in Brown Maple with Onyx Stain and 28-23 Rink Fabric with Nickel Tacks (right)*

# ARBORDALE

---



Side: 19"w x 17 ½"d x 38"h

Arm: 23 ½"w x 17 ½"d x 38"

Available in Oak, Cherry,  
Hard Maple, Brown Maple,  
Quarter-Sawn White Oak,  
Hickory, Walnut, Rustic Cherry  
and Rustic Hickory

Available with Wood, Leather  
or Fabric Seats

---

*Shown in Brown Maple with  
Golden Brown Stain*



# ARIEL

---



---

Side: 22"w x 25 ¾"d x 40"h

Available in Oak, Cherry,  
Hard Maple, Brown Maple,  
Quarter-Sawn White Oak,  
Hickory, Walnut, Rustic Cherry  
and Rustic Hickory

Only Available with Leather  
or Fabric Seats and Backs

---

*Shown in Oak with Ol Yeller Stain,  
Black Glaze and Cigar Leather*

# ARLINGTON

---



Side: 20 ½"w x 16 ½"d x 40"h

Arm: 23"w x 16 ½"d x 40"h

Available in Oak, Cherry,  
Hard Maple, Brown Maple  
and Rustic Cherry

Also Available as Caster-  
Based Desk Chairs

---

*Shown in Brown Maple with Nutmeg Stain*

# BAYFIELD

---



---

Side: 20 1/2"w x 17 1/2"d x 35"h

Arm: 25"w x 17 1/2"d x 35"h

Available in Oak, Cherry, Hard Maple, Brown Maple, Quarter-Sawn White Oak, Hickory, Walnut, Rustic Cherry and Rustic Hickory

Only Available with Leather or Fabric Seats and Backs

---

*Shown in Elm with New Carrington Stain and 26-6 Terry Fabric*

# BARREL BARSTOOL

---



Seat Diameter: 16 ½"

Available in 18", 24" and 30"h

Available in Oak, Cherry, Hard Maple, Brown Maple, Quarter-Sawn White Oak, Hickory, Walnut, Rustic Cherry and Rustic Hickory

Available with Wood, Leather or Fabric Seats

Swivel Seats are Standard

---

*Shown in Quarter-Sawn White Oak with Michael's Cherry Stain (left)*

*Shown in Oak with OCS 111 Stain (right)*

# BARREL BARSTOOL WITH MERIBETH TOP



Seat Diameter: 16 ½"

Available in 18", 24" and 30"h

Meribeth Top: 11 ½"h

Optional 9 ½" Back

Available in Oak, Cherry, Hard Maple, Brown Maple, Quarter-Sawn White Oak, Hickory, Walnut, Rustic Cherry and Rustic Hickory

Available with Wood, Leather or Fabric Seats

Swivel Seats are Standard

---

*Shown in Brown Maple with Acres Stain (left)*

*Shown in Oak with OCS 111 Stain (right)*

# BELMONT BARSTOOL

---

Seat Diameter: 16 ½"

Overall Diameter: 18"

Available in 18", 24" and 30"h

Available in Oak, Cherry, Hard Maple, Brown Maple, Quarter-Sawn White Oak, Hickory, Walnut, Rustic Cherry and Rustic Hickory

Available with Wood, Leather or Fabric Seats

Swivel Seats are Standard

---

*Shown in Brown Maple with Seat in Nutmeg Stain and Frame in Onyx Stain (left)*

*Shown in Brown Maple with Onyx Stain (right)*



# BELMONT BARSTOOL WITH MERIBETH TOP



Seat Diameter: 16 ½"

Overall Diameter: 18"

Available in 18", 24" and 30"h

Meribeth Top: 11 ½"h

Optional 9 ½" Back

Available in Oak, Cherry, Hard Maple, Brown Maple, Quarter-Sawn White Oak, Hickory, Walnut, Rustic Cherry and Rustic Hickory

Available with Wood, Leather or Fabric Seats

Swivel Seats are Standard

---

*Shown in Brown Maple with FC 226 Coffee Stain (left)*

*Shown in Brown Maple with Black Paint Rub-Through (right)*

# BELLINGHAM

---



24" or 30" High Base  
Stationary Bar Chair  
18"w x 16 3/4"d x 19 1/4"h Back Ht.



24" or 30" High Base  
Swivel Barstool  
18"w x 16 3/4"d x 19 1/4"h Back Ht.

---

Side: 18"w x 17"d x 42 1/2"h

Arm: 25"w x 17"d x 42 1/2"h

Available in Oak, Cherry,  
Hard Maple, Brown Maple,  
Quarter-Sawn White Oak,  
Hickory, Walnut, Rustic Cherry  
and Rustic Hickory

Available with Wood, Leather  
or Fabric Seats

Also Available as Caster-  
Based Desk Chairs

---

*Shown in Oak with  
Old World Mission Stain*



# BENJAMIN

---



---

Side: 19"w x 17 ½"d x 41"h

Arm: 24"w x 17 ½"d x 41"h

Available in Oak, Cherry,  
Hard Maple, Brown Maple,  
Hickory, Walnut, Rustic Cherry  
and Rustic Hickory

Available with Wood, Leather  
or Fabric Seats

---

*Shown in Brown Maple with Nutmeg Stain*

# BENT FEATHER BOW

---



24" or 30" High Base  
Swivel Barstool  
19"w x 18"d x 23"h Back Ht.

---

Side: 19"w x 18"d x 40"h

Arm: 25"w x 18"d x 40"h

Available in Oak, Cherry,  
Hard Maple, Brown Maple  
and Rustic Cherry

Also Available as Caster-  
Based Desk Chairs

Deep Scoop Seats  
are Standard

---

*Shown in Oak with FC 5591  
Golden Honey Stain*

# BENT PADDLE

---



Optional Plain Legs

24" or 30" High Base  
Swivel Barstool  
19"w x 18"d x 23"h Back Ht.

Side: 19"w x 18"d x 40"h

Arm: 25"w x 18"d x 40"h

Available in Oak, Cherry,  
Hard Maple, Brown Maple  
and Rustic Cherry

Also Available as Caster-  
Based Desk Chairs

Deep Scoop Seats  
are Standard

---

*Shown in Oak with FC N3176  
Malaguania Stain*

# BENT PADDLE POST



Acorn  
Back



Plain  
Back



Optional  
Plain Legs



Optional  
S-9 Legs



24" or 30" High Base  
Swivel Barstool  
19"w x 18"d x 23"h Back Ht.

Side: 19"w x 18"d x 39"h

Arm: 25"w x 18"d x 39"h

Available in Oak, Cherry,  
Hard Maple and Rustic Cherry

Also Available as Caster-  
Based Desk Chairs

Choose from Three Back  
Designs (Wheat Shown)

*Shown in Oak with FC 5591  
Golden Honey Stain*

# BOW RIVER



24" or 30" High Base  
Stationary Bar Chair  
22"w x 18"d x 12"h Back Ht.

Tack Options



Side: 22"w x 18"d x 42 ½"h

Arm: 29"w x 18"d x 42 ½"h

Available in Oak, Cherry,  
Hard Maple, Brown Maple,  
Quarter-Sawn White Oak,  
Hickory, Walnut, Rustic Cherry  
and Rustic Hickory

Only Available with Leather  
or Fabric Seats and Backs

Tacks are Standard

*Shown in Brown Maple with Sealy Stain  
and Mahogany Leather*



# BERSINA

---



Side: 18 ½"w x 15 ¾"d x 37 ½"h

Available in Oak, Cherry,  
Hard Maple, Brown Maple,  
Quarter-Sawn White Oak,  
Hickory, Walnut, Rustic Cherry  
and Rustic Hickory

---

*Shown with Bersina Table and Server  
(left page)*

*Shown in Cherry with Natural Finish  
(left and right page)*





# BIRKIN

---



---

Side: 18 1/2"w x 16"d x 36"h

Available in Oak, Cherry, Hard Maple, Brown Maple, Quarter-Sawn White Oak, Hickory, Walnut, Rustic Cherry and Rustic Hickory

---

*Shown with Regal Table and Server in Brown Maple with Charwood Stain, R1-92 Masa Fabric and Gold Metal (left page)*

*Shown in Cherry with Charwood Stain and R1-92 Masa Fabric (right page)*



# BRADBURY



24" or 30" High Base  
Stationary Bar Chair  
19 1/2"w x 17"d x 16 1/2"h Back Ht.



Desk Chair with  
Caswell Lift

Side: 19 1/2"w x 17"d x 42"h

Arm: 25 1/2"w x 17"d x 42"h

Available in Oak, Cherry,  
Hard Maple, Brown Maple,  
Quarter-Sawn White Oak,  
Hickory, Walnut, Rustic Cherry  
and Rustic Hickory

Only Available with Leather  
or Fabric Seats and Backs

Also Available as Caster-  
Based Desk Chairs

*Shown with Iron Forge Table with True  
Reclaimed Barn Wood Top (left page)*

*Shown in Oak with Chocolate Spice  
Stain, Black Tincture Finish and  
C2 Elevator Fabric (left page)*

*Shown in Brown Maple with Rich Tobacco  
Stain and 26-11 Cornelia Gray Fabric  
(right page)*

# BRANDBERG

---



Side: 18"w x 17"d x 36 ½"h

Arm: 22 ½"w x 17"d x 36 ½"h

Available in Oak, Cherry, Hard Maple, Brown Maple, Quarter-Sawn White Oak, Hickory, Walnut, Rustic Cherry and Rustic Hickory

Available with Wood, Leather or Fabric Seats

---

*Shown in Brown Maple with New Carrington Stain*

# BUCHANAN

---



24" or 30" High Base  
Stationary Bar Chair  
18"w x 18"d x 19"h Back Ht.

---

Side: 18"w x 18"d x 38 ½"h

Arm: 25 ½"w x 18"d x 38 ½"h

Available in Oak, Cherry,  
Hard Maple, Brown Maple,  
Quarter-Sawn White Oak,  
Hickory, Walnut, Rustic Cherry  
and Rustic Hickory

Available with Wood, Leather  
or Fabric Seats

Also Available as Caster-  
Based Desk Chairs

---

*Shown in Rustic Quarter-Sawn White Oak  
with Golden Brown Stain*

# CARAWAY BARSTOOL

---



---

Side: 18"w x 17"d x 15" Back Ht.

Arm: 25"w x 17"d x 15" Back Ht.

Available in 24" or 30"h

Available in Oak, Cherry, Hard Maple, Brown Maple, Quarter-Sawn White Oak, Hickory, Walnut, Rustic Cherry and Rustic Hickory

Only Available with Leather or Fabric Seats and Backs

Flexible Back

---

*Shown in Oak with Ebony Stain and Black Leather (left)*

*Shown in Brown Maple with Charwood Stain and C8-80 Armstrong Fabric (right)*

# CARMEN

---

24" or 30" High Base Stationary  
Bar Chair (Not Shown)  
18 ½"w x 17 ½"d x 18"h Back Ht.



---

Side: 18 ½"w x 17 ½"d x 37 ½"h

Arm: 24 ½"w x 17 ½"d x 37 ½"h

Available in Oak, Cherry,  
Hard Maple, Brown Maple,  
Quarter-Sawn White Oak,  
Hickory, Walnut, Rustic Cherry  
and Rustic Hickory

Available with Wood, Leather  
or Fabric Seats

---

*Shown in Brown Maple with Briar Stain*

# CAROLINA



24" or 30" High Base  
Stationary Bar Chair  
18"w x 18"d x 20"h Back Ht.



24" or 30" High Base  
Swivel Barstool  
18"w x 18"d x 20"h Back Ht.

Side: 18"w x 17 ¾"d x 42"h

Arm: 24 ½"w x 17 ¾"d x 42"h

Available in Oak, Cherry,  
Hard Maple, Brown Maple,  
Quarter-Sawn White Oak,  
Hickory, Walnut, Rustic Cherry  
and Rustic Hickory

Available with Wood, Leather  
or Fabric Seats

*Shown in Cherry with FC N3176  
Malaguania Stain*



# CARSON

---



24" or 30" High Base  
Stationary Bar Chair  
19"w x 17"d x 18"h Back Ht.

---

Side: 19"w x 17"d x 35"h

Arm: 25"w x 17"d x 35"h

Available in Oak, Cherry,  
Hard Maple, Brown Maple,  
Quarter-Sawn White Oak,  
Hickory, Walnut, Rustic Cherry  
and Rustic Hickory

Available with Wood, Leather  
or Fabric Seats

Also Available as Caster-  
Based Desk Chairs

---

*Shown in Brown Maple with Black Paint*



# CARTER

---



Side: 18 ½"w x 17"d x 32"h

Available in Oak, Cherry, Hard Maple, Brown Maple, Quarter-Sawn White Oak, Hickory, Walnut, Rustic Cherry and Rustic Hickory

Available with Wood, Leather or Fabric Seats

---

*Shown with Davis Table (left page)*

*Shown in Brown Maple with Asbury Brown Stain and R1-24 Big Mac Fabric (left page)*

*Shown in Cherry with Chestnut Stain and C8-68 Wear Fabric (right page)*

# CHARLESTON

---



24" or 30" High Base  
Stationary Bar Chair  
19 1/2"w x 18"d x 20 1/2"h Back Ht.

---

Side: 19 1/2"w x 18"d x 38 1/2"h

Arm: 24"w x 18"d x 38 1/2"h

Available in Oak, Cherry,  
Hard Maple, Brown Maple,  
Quarter-Sawn White Oak,  
Hickory, Walnut, Rustic Cherry  
and Rustic Hickory

Available with Wood, Leather  
or Fabric Seats

Also Available as Caster-  
Based Desk Chairs

---

*Shown in Brown Maple with Nutmeg Stain*

# CHESAPEAKE

---



Inlay



24" or 30" High Base  
Stationary Bar Chair  
18"w x 16 3/4"d x 20 1/2"h Back Ht.

---

Side: 18 1/2"w x 17"d x 41"h

Arm: 25"w x 17"d x 41"h

Available in Oak, Cherry,  
Hard Maple, Brown Maple,  
Quarter-Sawn White Oak,  
Hickory, Walnut, Rustic Cherry  
and Rustic Hickory

Available with Wood, Leather  
or Fabric Seats

Also Available as Caster-  
Based Desk Chairs

---

*Shown in Brown Maple with  
Golden Brown Stain*

# COLEBROOK



Ebony Inlay



24" or 30" High Base  
Stationary Bar Chair  
18"w x 16 3/4"d x 19 1/4"h Back Ht.

Side: 18"w x 17"d x 42"h

Arm: 26"w x 17"d x 42"h

Available in Oak, Cherry,  
Hard Maple, Brown Maple,  
Quarter-Sawn White Oak,  
Hickory, Walnut, Rustic Cherry  
and Rustic Hickory

Available with Wood, Leather  
or Fabric Seats

Also Available as Caster-  
Based Desk Chairs

*Shown in Quarter-Sawn White Oak  
with Michael's Cherry Stain*

# COLLINS

---



Side: 19"w x 17 ½"d x 38"h

Arm: 22"w x 17 ½"d x 38"h

Available in Oak, Cherry, Hard Maple, Brown Maple, Quarter-Sawn White Oak, Hickory, Walnut, Rustic Cherry and Rustic Hickory

Available with Wood, Leather or Fabric Seats

---

*Shown in Brown Maple with Golden Brown Stain*

# CONNER



Through Tenon



24" or 30" High Base  
Stationary Bar Chair  
19"w x 17 1/2"d x 23 1/2"h  
Back Ht.



Desk Chair with  
Caswell Gas Lift

Side: 19"w x 17 1/2"d x 46"h

Arm: 25 1/4"w x 17 1/2"d x 46"h

Available in Oak, Cherry,  
Hard Maple, Brown Maple,  
Quarter-Sawn White Oak,  
Hickory, Walnut, Rustic Cherry  
and Rustic Hickory

Only Available with Leather  
or Fabric Seats

*Shown in Quarter-Sawn White Oak  
with FC 7992 Asbury Brown Stain*



# COUNTRY SHEAF

---



24" or 30" High Base  
Swivel Barstool  
19"w x 18"d x 23 1/2"h Back Ht.

---

Side: 19"w x 18"d x 39"h

Arm: 25"w x 18"d x 39"h

Available in Oak, Cherry,  
Hard Maple, Brown Maple,  
Hickory, Rustic Cherry and  
Rustic Hickory

Also Available as Caster-  
Based Desk Chairs

---

*Shown in Oak with FC 5591  
Golden Honey Stain*



# COUNTRY SHAKER



24" or 30" High Base  
Stationary Bar Chair  
18"w x 16 3/4"d x 19 1/4"h Back Ht.



24" or 30" High Base  
Swivel Barstool  
18"w x 17"d x 19 1/4"h Back Ht.

Side: 18"w x 17"d x 42"h

Arm: 25 1/2"w x 17"d x 42"h

Available in Oak, Cherry,  
Hard Maple, Brown Maple,  
Quarter-Sawn White Oak,  
Hickory, Walnut, Rustic Cherry  
and Rustic Hickory

Available with Wood, Leather  
or Fabric Seats


Also Available as Caster-  
Based Desk Chairs

*Shown with Iron Forge Table with True  
Reclaimed Barn Wood Top (left page)*


*Shown in Oak with Ebony Stain (left page)*

*Shown in Brown Maple with FC 7992  
Asbury Brown Stain (right page)*

# COSGROVE BARSTOOL



Tack Options



Seat Diameter: 16 1/2"

Overall Diameter: 18"

Available in 18", 24" and 30"h

Available in Oak, Cherry, Hard Maple, Brown Maple, Quarter-Sawn White Oak, Hickory, Walnut, Rustic Cherry and Rustic Hickory

Available with Wood, Leather or Fabric Seats

Swivel Seats are Standard

Tacks are Optional

*Shown in Brown Maple with Onyx Stain and Texas Leather (left)*

*Shown in Brown Maple with Onyx Stain and C8-7 Tuxedo Fabric (right)*

# COSGROVE BARSTOOL WITH EASTON TOP



## Tack Options

Seat Diameter: 16 ½"

Overall Base Diameter:  
18" Barstool 18 ½", 24" Barstool  
19" and 30" Barstool 19 ¾"

Available in 18", 24" and 30"h

Easton Top: 10"h

Available in Oak, Cherry,  
Hard Maple, Brown Maple,  
Quarter-Sawn White Oak,  
Hickory, Walnut, Rustic Cherry  
and Rustic Hickory

Available with Wood, Leather  
or Fabric Seats

Swivel Seats are Standard

Tacks are Optional

*Shown in Brown Maple with Golden  
Pecan Stain (left)*

*Shown in Brown Maple with Onyx Stain  
and C2-34 Melody Fabric (right)*



# CRAYTON

---



Side: 18 ½"w x 16 ½"d x 36 ½"h

Available in Oak, Cherry, Hard Maple, Brown Maple, Quarter-Sawn White Oak, Hickory, Walnut, Rustic Cherry and Rustic Hickory

Deep Scoop Seats are Standard

---

*Shown with Crayton Table and Server in SP 168 Weathered Beige and FC 41610 Golden Pecan Stains (left page)*

*Shown in Brown Maple with Black Paint (left page)*

*Shown in Brown Maple with Weathered Tusk Stain (right page)*





# CRESCENT

---



---

Side: 22"w x 17 1/2"d x 35"h

Available in Oak, Cherry,  
Hard Maple, Brown Maple,  
Quarter-Sawn White Oak,  
Hickory, Walnut, Rustic Cherry  
and Rustic Hickory

---

*Shown with Brogan Table (left page)*

*Shown in Oak with FC 48024 American  
Antique Stain and C2-34 Melody Fabric  
(left and right page)*



# CUMBERLAND

---



Side: 19"w x 17 ½" d x 37" h

Arm: 24"w x 17 ½" d x 37" h

Available in Oak, Cherry,  
Hard Maple, Brown Maple,  
Quarter-Sawn White Oak,  
Hickory, Walnut, Rustic Cherry  
and Rustic Hickory

Available with Wood, Leather  
or Fabric Seats

---

*Shown with Cumberland Table (left page)*

*Shown in Oak with FC 47276  
Old Museum Stain (left page)*

*Shown in Brown Maple with  
Coffee Stain (right page)*



# DAWSON

---



24" or 30" High Base  
Stationary Bar Chair (Shown)  
and Swivel Barstool (Also Available)

---

Side: 19 1/2"w x 18"d x 39"h

Arm: 23 1/2"w x 18"d x 39"h

Available in Oak, Cherry,  
Hard Maple, Brown Maple,  
Quarter-Sawn White Oak,  
Hickory, Walnut, Rustic Cherry  
and Rustic Hickory

Available with Wood, Leather  
or Fabric Seats

---

*Shown with Dawson Table (left page)*

*Shown in Brown Maple with Grey Flannel  
Stain and C8-57 Coconut Fabric on  
Seat/Back and R1-54 Desert Fabric  
on Backside*



# DILLON BARSTOOL



## Tack Options

Seat Diameter: 16 1/2"

Overall Diameter: 18"

Available in 24" and 30"h

Available in Oak, Cherry, Hard Maple, Brown Maple, Quarter-Sawn White Oak, Hickory, Walnut, Rustic Cherry and Rustic Hickory

Available with Wood, Leather or Fabric Seats

Swivel Seats are Standard

Tacks are Optional

*Shown in Oak with Kona Stain and Black Leather with Optional Nickel Tacks (right page, left)*

*Shown in Brown Maple with Smoky Charcoal Stain and London Tan Leather (right page, right)*



# DAMON

---



Side: 19"w x 17 ½" d x 38" h

Arm: 23 ½"w x 17 ½" d x 38" h

Available in Oak, Cherry,  
Hard Maple, Brown Maple,  
Quarter-Sawn White Oak,  
Hickory, Walnut, Rustic Cherry  
and Rustic Hickory

Available with Wood, Leather  
or Fabric Seats

---

*Shown in Oak with Earthtone Stain*



# DOUGLAS



24" or 30" High Base  
Stationary Bar Chair  
18 ¼" w x 16 ¾" d x 20 ½" h Back Ht.

Side: 18 ½" w x 17" d x 42" h

Arm: 25" w x 17" d x 42" h

Available in Oak, Cherry,  
Hard Maple, Brown Maple,  
Quarter-Sawn White Oak,  
Hickory, Walnut, Rustic Cherry  
and Rustic Hickory

Available with Wood, Leather  
or Fabric Seats

Also Available as Caster-  
Based Desk Chairs

*Shown in Quarter-Sawn White Oak with  
FC 7992 Asbury Brown Stain*

# DURHAM BAR CHAIR

---



Seat Dimensions:  
16 ½"w x 12 ¾"d

Base Dimensions: 15" x 15"

Available in Oak, Cherry,  
Hard Maple, Brown Maple,  
Quarter-Sawn White Oak,  
Hickory, Walnut, Rustic Cherry  
and Rustic Hickory

Only Available with  
Stationary Wood Seats

---

*Shown in Walnut with Natural Finish*

# ELLINGTON - *Essential Dining Collection*

---



24" or 30" High Base  
Stationary Bar Chair (Shown)  
17"w x 16 1/2"d x 15"h Back Ht.

24" or 30" High Base  
Swivel Barstool (Also Available)  
18"w x 16 1/2"d x 15"h Back Ht.

---

Side: 18"w x 17"d x 36"h

Arm: 21"w x 17"d x 36"h

Available in Oak, Cherry,  
Hard Maple, Brown Maple,  
Quarter-Sawn White Oak,  
Hickory, Walnut, Rustic Cherry  
and Rustic Hickory

Available with Wood, Leather  
or Fabric Seats

---

*Shown in Brown Maple with 10749  
Autumn Leaf Stain*

# ELLIOTT DESK CHAIR

---



---

23"w x 19"d x 32"-37"h

Available in Oak, Cherry, Hard Maple, Brown Maple, Quarter-Sawn White Oak, Hickory, Walnut, Rustic Cherry and Rustic Hickory

Only Available with Leather or Fabric Seats and Backs

---

*Shown in Brown Maple with Earthtone Stain and Black Leather*

# EMERWOOD

---



---

Side: 20"w x 18"d x 34"h

Arm: 25 ½"w x 18"d x 34"h

Available in Oak, Cherry,  
Hard Maple, Brown Maple,  
Quarter-Sawn White Oak,  
Hickory, Walnut, Rustic Cherry  
and Rustic Hickory

Available with Wood, Leather  
or Fabric Seats

---

*Shown in Oak with Creek Slate Stain*



# EMERSON

---



24" or 30" High Base  
Stationary Bar Chair  
20"w x 18"d x 13"h Back Ht.

24" or 30" High Base  
Swivel Barstool  
20"w x 18"d x 13"h Back Ht.

---

Side: 20"w x 18"d x 34"h

Arm: 25 1/2"w x 18"d x 34"h

Available in Oak, Cherry,  
Hard Maple, Brown Maple,  
Quarter-Sawn White Oak,  
Hickory, Walnut, Rustic Cherry  
and Rustic Hickory

Available with Wood, Leather  
or Fabric Seats and Backs

---

*Shown with Emerson Table (left page)*

*Shown in Brown Maple with Storm  
Grey Stain and C8-57 Coconut Fabric  
(left page)*

*Shown in Cherry with Earthtone Stain  
and C2-21 Canal Fabric (right page)*

# ESPIN

---



---

Side: 25"w x 16"d x 28 1/4"h

Available in Oak, Cherry, Hard Maple, Brown Maple, Quarter-Sawn White Oak, Hickory, Walnut, Rustic Cherry and Rustic Hickory

Only Available with Wood Seat

---

*Shown in Brown Maple with Golden Pecan Stain*



# FOLDING CHAIR

---



Side: 18 ½"w x 17"d x 32"h

Closed: 18 ½"w x 4 ½"d x 35"h

Available in Oak, Cherry, Hard Maple, Brown Maple, Quarter-Sawn White Oak, Hickory, Walnut, Rustic Cherry and Rustic Hickory

Available with Wood, Leather or Fabric Seats

---


*Shown in Brown Maple with FC 7992 Asbury Brown Stain and C8-13 Cotton Fabric*



BECKER VANITY FAIR



# FENMORE



24" or 30" High Base  
Stationary Bar Chair  
19"w x 17"d x 17"h Back Ht.



Side: 19"w x 17 ½"d x 41"h

Arm: 24"w x 17 ½"d x 41"h

Available in Oak, Cherry,  
Hard Maple, Brown Maple,  
Quarter-Sawn White Oak,  
Hickory, Walnut, Rustic Cherry  
and Rustic Hickory

Available with Wood, Leather  
or Fabric Seats

*Shown with Fenmore Table (left page)*

*Shown in Quarter-Sawn White Oak with  
Smokehouse Stain (left page)*

*Shown in Cherry with Windsor Stain  
(right page)*

# FRANKTON - *Essential Dining Collection*

---



24" or 30" High Base  
Stationary Bar Chair  
18"w x 16 1/2"d x 15"h Back Ht.



24" or 30" High Base  
Swivel Barstool  
18"w x 16 1/2"d x 15"h Back Ht.

---

Side: 18"w x 17"d x 36"h

Arm: 21"w x 17"d x 36"h

Available in Oak, Cherry,  
Hard Maple, Brown Maple,  
Quarter-Sawn White Oak,  
Hickory, Walnut, Rustic Cherry  
and Rustic Hickory

Available with Wood, Leather  
or Fabric Seats

---

*Shown in Brown Maple with 10749  
Autumn Leaf Stain*

# GRANT



24" or 30" High Base  
Stationary Bar Chair  
18 1/4"w x 17 1/2"d x 20 3/4"h Back Ht.



24" or 30" High Base  
Swivel Barstool  
18 1/4"w x 17 1/2"d x 20 3/4"h Back Ht.

Side: 18 1/4"w x 17 1/2"d x 42"h

Arm: 25"w x 17 1/2"d x 42"h

Available in Oak, Cherry,  
Hard Maple, Brown Maple,  
Quarter-Sawn White Oak,  
Hickory, Walnut, Rustic Cherry  
and Rustic Hickory

Available with Wood, Leather  
or Fabric Seats

Also Available as Caster-  
Based Desk Chairs

*Shown with Northern Woodcraft  
Grant Trestle Table (left page)*

*Shown in Quarter-Sawn White Oak  
with Michael's Cherry Stain*

# GRIFFIN BAR CHAIR

---



Dimensions: 16 ½" x 16 ½"

Available in 24" and 30"h

Available in Oak, Cherry, Hard Maple, Brown Maple, Quarter-Sawn White Oak, Hickory, Walnut, Rustic Cherry and Rustic Hickory

Available with Wood, Leather or Fabric Seats

---

*Shown in Oak with Kona Stain*

# HARPER

---



24" or 30" High Base  
Stationary Bar Chair  
19"w x 17 ¾"d x 19 ½"h Back Ht.

---

Side: 19 ½"w x 17 ½"d x 38"h

Arm: 25"w x 17 ½"d x 38"h

Available in Oak, Cherry,  
Hard Maple, Brown Maple,  
Quarter-Sawn White Oak,  
Hickory, Walnut, Rustic Cherry  
and Rustic Hickory

Available with Wood, Leather  
or Fabric Seats

---

*Shown in Cherry with FC N3176  
Malaguania Stain*

# HARRIS

---



24" or 30" High Base  
Stationary Bar Chair  
19"w x 17"d x 19 1/2"h Back Ht.



24" or 30" High Base  
Swivel Barstool  
19"w x 17"d x 19 1/2"h Back Ht.

---

Side: 19"w x 17"d x 38"h

Arm: 25"w x 17"d x 38"h

Available in Oak, Cherry,  
Hard Maple, Brown Maple,  
Quarter-Sawn White Oak,  
Hickory, Walnut, Rustic Cherry  
and Rustic Hickory

Available with Wood, Leather  
or Fabric Seats

---

*Shown in Brown Maple with FC N3173  
New Carrington Stain*



# HARVEST



Optional Bellville Legs



Optional Farmhouse Legs



Optional Trotter Legs



24" or 30" High Base Stationary Bar Chair  
19"w x 18"d x 19 1/2"h Back Ht.



24" or 30" High Stationary Bar Chair without Back  
16"w x 16"d

Side: 19"w x 18"d x 37"h

Arm: 23 1/2"w x 18"d x 37"h

Available in Oak, Cherry, Hard Maple, Brown Maple, Quarter-Sawn White Oak, Hickory, Walnut, Rustic Cherry and Rustic Hickory

Available with Wood, Leather or Fabric Seats

Also Available as Caster-Based Desk Chairs

*Shown in Quarter-Sawn White Oak with Michael's Cherry Stain*



# HILKO

---



---

Side: 19"w x 16"d x 33 ½"h

Available in Oak, Cherry, Hard Maple, Brown Maple, Quarter-Sawn White Oak, Hickory, Walnut, Rustic Cherry and Rustic Hickory

---

*Shown with Theo Table in Rustic White Oak with Natural Finish (left page)*

*Shown in Rustic White Oak with Ebony Stain (left and right page)*



# HILLINGDON




## KENSHAW



## WAVERTON



## WELLBECK



Metal Color Options

Side: 18 1/2"w x 16"d x 36"h

Available in Oak, Cherry, Hard Maple, Brown Maple, Quarter-Sawn White Oak, Hickory, Walnut, Rustic Cherry and Rustic Hickory

Available with Wood, Leather or Fabric Seats

*Shown with Waverton Table and Server in Hickory with Almond Stain and Tex Black Metal (left page)*

*Hillingdon Shown in Quarter-Sawn White Oak with FC 49908 Dark Knight Stain, C16-3 Fritter Fabric and Gunmetal Gray Metal Back (right page)*

*Kenshaw Shown in Wormy Maple with FC 47823 Bel Air Stain and Bronze Metal Back (right page)*

*Waverton Shown in Rustic Hickory with FC 42000 Almond Stain and Tex Black Metal Back (right page)*

*Wellbeck Shown in Hard Maple with FC 11434 Driftwood Stain and Gunmetal Gray Metal Back (right page)*

# HASKIN BARSTOOL

---

Seat Dimensions: 14" Diameter

Base Dimensions:

18" Barstool 14 ¾" x 15 ½",

24" Barstool 15" x 16" and

30" Barstool 17 ½" x 18 ¼"

Available in 18", 24" and 30"h  
Swivel and Stationary

Available in Oak, Cherry,  
Hard Maple, Brown Maple,  
Quarter-Sawn White Oak,  
Hickory, Walnut, Rustic Cherry  
and Rustic Hickory

Only Available with  
Wood Seats

---

*Shown in Cherry with Natural Finish*



18" Stationary Bar Chair



24" Swivel Barstool



30" Stationary Bar Chair

# JANSEN - *Essential Dining Collection*

---



24" or 30" High Base  
Stationary Bar Chair (Shown)  
17"w x 16 1/2"d x 15"h Back Ht.

24" or 30" High Base  
Swivel Barstool (Also Available)  
18"w x 16 1/2"d x 15"h Back Ht.

---

Side: 18"w x 17"d x 36"h

Arm: 21"w x 17"d x 36"h

Available in Oak, Cherry,  
Hard Maple, Brown Maple,  
Quarter-Sawn White Oak,  
Hickory, Walnut, Rustic Cherry  
and Rustic Hickory

Available with Wood, Leather  
or Fabric Seats

---

*Shown in Brown Maple with 10749  
Autumn Leaf Stain*





# IRON CRAFT BARSTOOL

---



Seat Dimensions:  
19 ½"w x 15 ½"d

Overall Diameter: 21"

Back Height: 11"

24" Barstool Seat Height  
Adjusts from 22"-25",  
30" Barstool Seat Height  
Adjusts from 28"-31"

Available in Oak, Cherry,  
Hard Maple, Brown Maple,  
Quarter-Sawn White Oak,  
Hickory, Walnut, Rustic Cherry  
and Rustic Hickory

Only Available with Wood Seat

Base Only Available in Black

---

*Shown in Brown Maple with OCS 119  
Cappuccino Stain (left)*

*Shown in Cherry with FC 44938  
Sealy Stain (right)*

# JETARA

---



---

Side: 18 ½"w x 17"d x 36 ½"h

Available in Oak, Cherry,  
Hard Maple, Brown Maple,  
Quarter-Sawn White Oak,  
Hickory, Walnut, Rustic Cherry  
and Rustic Hickory

---

*Shown in Walnut with FC 42000 Almond  
Stain and C16-11 Astrid Fabric*

# JUMBO BENT PADDLE



Side: 21"w x 18"d x 41"h

Arm: 23 ½"w x 18"d x 41"h

Available as 24" or 30"  
High Base Barstools

Available in Oak, Cherry  
and Brown Maple

Also Available as Caster-  
Based Desk Chairs

Deep Scoop Seats  
are Standard

---

*Shown in Oak with FC 5591  
Golden Honey Stain*



# KEELAN

---



24" or 30" High Base  
Stationary Bar Chair  
20"w x 18"d x 15"h Back Ht.

---

Side: 19"w x 19"d x 31 1/2"h

Available in Oak, Cherry,  
Hard Maple, Brown Maple,  
Quarter-Sawn White Oak,  
Hickory, Walnut, Rustic Cherry  
and Rustic Hickory

Only Available with Leather  
or Fabric Seats and Backs

---

*Shown with Vinson Bench and Table  
(left page)*

*Shown in White Oak with Natural Finish  
and U3-31 Onyx Fabric (left page)*

*Shown in Oak with Grey Flannel Stain  
and R1-92 Masa Fabric (right page)*



# KORBYN

---



---

Side: 21"w x 19"d x 37 ½"h

Available in Oak, Cherry, Hard Maple, Brown Maple, Quarter-Sawn White Oak, Hickory, Walnut, Rustic Cherry and Rustic Hickory

Only Available with Leather or Fabric Seats and Backs

---

*Shown with Korbyn Table (left page)*

*Shown in Cherry with Charwood Stain and C8-62 Metallic Fabric (left page)*

*Shown in Quarter-Sawn White Oak with Natural Finish and C8-64 Irish Fabric (right page)*

# KENSINGTON



Side: 18"w x 16 ½"d x 41"h

Arm: 25 ½"w x 16 ½"d x 41"h

Available in Oak, Cherry, Hard Maple, Brown Maple, Quarter-Sawn White Oak, Hickory, Walnut, Rustic Cherry and Rustic Hickory

Available with Wood, Leather or Fabric Seats

---

*Shown in Quarter-Sawn White Oak with Copper Stain*



# LAMBERT BARSTOOL

---



Seat Dimensions: 16 ½" x 18"

Base Dimensions: 17 ½" x 17 ½"

Available in 24" and 30"h

Available in Oak, Cherry,  
Hard Maple, Brown Maple,  
Quarter-Sawn White Oak,  
Hickory, Walnut, Rustic Cherry  
and Rustic Hickory

Only Available with  
Wood Seats

---

*Shown in Brown Maple with Onyx Stain*

# LAMONT

---



---

Side: 19"w x 17 1/2"d x 38"h


Available in Oak, Cherry, Hard Maple, Brown Maple, Quarter-Sawn White Oak, Hickory, Walnut, Rustic Cherry and Rustic Hickory

Available with Wood, Leather or Fabric Seats

---

*Shown in Oak with Kona Stain*

# LAVEGA



24" or 30" High Base  
Stationary Bar Chair  
18 1/2"w x 17"d x 20 1/2"h Back Ht.

Side: 18 1/2"w x 17"d x 42"h

Arm: 25"w x 17"d x 42"h

Available in Oak, Cherry,  
Hard Maple, Brown Maple,  
Quarter-Sawn White Oak,  
Hickory, Walnut, Rustic Cherry  
and Rustic Hickory

Available with Wood, Leather  
or Fabric Seats

Also Available as Caster-  
Based Desk Chairs

*Shown in Quarter-Sawn White Oak with  
Michael's Cherry Stain*

# LEXFORD

---



Side: 20"w x 17"d x 39"h

Arm: 22"w x 17"d x 39"h

Available in Oak, Cherry, Hard Maple, Brown Maple, Quarter-Sawn White Oak, Hickory, Walnut, Rustic Cherry and Rustic Hickory

Available with Wood, Leather or Fabric Seats

Also Available as Caster-Based Desk Chairs

---

*Shown in Cherry with FC 106 Acres Stain and 7-27 Grain Fabric*

# LIVINGSTON

---



24" or 30" High Base  
Stationary Bar Chair  
19 1/4"w x 17 1/4"d x 21"h Back Ht.



24" or 30" High Base  
Swivel Barstool  
19 1/4"w x 17 1/4"d x 21"h Back Ht.

---

Side: 19 1/2"w x 17"d x 41"h

Arm: 25 1/2"w x 17"d x 41"h

Available in Oak, Cherry,  
Hard Maple, Brown Maple,  
Quarter-Sawn White Oak,  
Hickory, Walnut, Rustic Cherry  
and Rustic Hickory

Available with Wood, Leather  
or Fabric Seats

Also Available as Caster-  
Based Desk Chairs

---

*Shown in Quarter-Sawn White Oak with  
FC 7992 Asbury Brown Stain*

# LOUISDALE - *Essential Dining Collection*

---



24" or 30" High Base  
Stationary Bar Chair (Shown)  
17" w x 16 1/2" d x 15" h Back Ht.

24" or 30" High Base  
Swivel Barstool (Also Available)  
18" w x 16 1/2" d x 15" h Back Ht.

---

Side: 18" w x 17" d x 36" h

Arm: 21" w x 17" d x 36" h

Available in Oak, Cherry,  
Hard Maple, Brown Maple,  
Quarter-Sawn White Oak,  
Hickory, Walnut, Rustic Cherry  
and Rustic Hickory

Available with Wood, Leather  
or Fabric Seats

---

*Shown in Brown Maple with 10749  
Autumn Leaf Stain*

# MADISON

---



24" or 30" High Base  
Stationary Bar Chair  
20"w x 17"d x 21"h Back Ht.



24" or 30" High Base  
Swivel Barstool  
20"w x 17"d x 21"h Back Ht.

---

Side: 20"w x 17"d x 41"h

Arm: 25 ½"w x 17"d x 41"h

Available in Oak, Cherry,  
Hard Maple, Brown Maple,  
Quarter-Sawn White Oak,  
Hickory, Walnut, Rustic Cherry  
and Rustic Hickory

Available with Wood, Leather  
or Fabric Seats

Also Available as Caster-  
Based Desk Chairs

Available with Optional  
Deep Scoop Seats

---

*Shown in Cherry with Washington Stain*

# MARBURY - *Essential Dining Collection*

---



24" or 30" High Base  
Stationary Bar Chair  
17"w x 16 1/2"d x 15"h Back Ht.



24" or 30" High Base  
Swivel Barstool  
18"w x 16 1/2"d x 15"h Back Ht.

---

Side: 18"w x 17"d x 38"h

Arm: 21"w x 17"d x 38"h

Available in Oak, Cherry,  
Hard Maple, Brown Maple,  
Quarter-Sawn White Oak,  
Hickory, Walnut, Rustic Cherry  
and Rustic Hickory

Available with Wood, Leather  
or Fabric Seats

---

*Shown in Brown Maple with Seat in  
FC 7695 Copper Stain and Frame in  
FC 230 Onyx Stain*



# MESA

---



24" or 30" High Base  
Stationary Bar Chair  
18 1/2"w x 17"d x 21"h Back Ht.



24" or 30" High Base  
Swivel Barstool  
18 1/2"w x 17"d x 21"h Back Ht.

---

Side: 18 1/2"w x 17"d x 42"h

Arm: 25 1/2"w x 17"d x 42"h

Available in Oak, Cherry,  
Hard Maple, Brown Maple,  
Quarter-Sawn White Oak,  
Hickory, Walnut, Rustic Cherry  
and Rustic Hickory

Available with Wood, Leather  
or Fabric Seats

Also Available as Caster-  
Based Desk Chairs

---

*Shown in Quarter-Sawn White Oak  
with Michael's Cherry Stain*

# MILL VALLEY

---



24" or 30" High Base  
Stationary Bar Chair  
19"w x 17 1/4"d x 20"h Back Ht.

---

Side: 20"w x 17"d x 42"h

Arm: 25 1/2"w x 17"d x 42"h

Available in Oak, Cherry,  
Hard Maple, Brown Maple,  
Quarter-Sawn White Oak,  
Hickory, Walnut, Rustic Cherry  
and Rustic Hickory

Available with Wood, Leather  
or Fabric Seats

Also Available as Caster-  
Based Desk Chairs

---

*Shown in Quarter-Sawn White Oak  
with Michael's Cherry Stain*

# MODESTO

---



24" or 30" High Base  
Stationary Bar Chair  
18"w x 17"d x 18 1/2"h Back Ht.



24" or 30" High Base  
Swivel Barstool  
18"w x 17"d x 18 1/2"h Back Ht.

---

Side: 18"w x 17"d x 42 1/2"h

Arm: 25 1/2"w x 17"d x 42 1/2"h

Available in Oak, Cherry,  
Hard Maple, Brown Maple,  
Quarter-Sawn White Oak,  
Hickory, Walnut, Rustic Cherry  
and Rustic Hickory

Available with Wood, Leather  
or Fabric Seats

Also Available as Caster-  
Based Desk Chairs

---

*Shown in Quarter-Sawn White Oak  
with Michael's Cherry Stain and  
Bomber Brown Leather*



# NILES

---



Side: 19"w x 18"d x 36"h

Available in Oak, Cherry,  
Hard Maple, Brown Maple,  
Quarter-Sawn White Oak,  
Hickory, Walnut, Rustic Cherry  
and Rustic Hickory

Only Available with Leather  
or Fabric Seats and Backs

---


*Shown with Niles Table (left page)*

*Shown in Oak with Antique Slate Stain  
and 28-28 Linen Fabric (left page)*

*Shown in Oak with Ebony Stain and  
C8-56 Spray Fabric (right page)*



# NORTH STAR



Metal Color Options

## OXFORD

Side: 18 1/2"w x 16"d x 36"h

Available in Oak, Cherry, Hard Maple, Brown Maple, Quarter-Sawn White Oak, Hickory, Walnut, Rustic Cherry and Rustic Hickory

Available with Wood, Leather or Fabric Seats



## REGAL

*Shown with North Star Table and Server in Quarter-Sawn White Oak with Seashell Stain and Silver Metal (left page)*

*North Star Shown in Quarter-Sawn White Oak with D22N09096 Seashell Stain and Silver Metal Back (right page)*

*Oxford Shown in Oak with FC 42000 Almond Stain and Tex Black Metal Back (right page)*

*Regal Shown in Cherry with Earthtone Stain and Gold Metal Back (right page)*

*Sinclair Shown in Hickory with FC 51263 Flint Stain and Silver Metal Back (right page)*



## SINCLAIR

# NEELA BAR CHAIR

---



Seat Dimensions: 16 ½" x 13"

Base Dimensions: 17 ½" x 13 ½"

Available in 24" and 30"h

Available in Oak, Cherry, Hard Maple, Brown Maple, Quarter-Sawn White Oak, Hickory, Walnut, Rustic Cherry and Rustic Hickory

Available with Wood, Leather or Fabric Seats

---

*Shown in Cherry with FC 44938 Sealy Stain and 4-112 Cool Fabric (left)*

*Shown in Brown Maple with FC 49908 Dark Knight Stain and U3-38 Bone Leather (right)*



# OLYMPIA BARSTOOL

---



Seat Diameter: 17 ¼"

Base Dimensions: 19" x 19"

Back Height: 13"

Available in 24" and 30"h

Available in Oak, Cherry, Hard Maple, Brown Maple, Quarter-Sawn White Oak, Hickory, Walnut, Rustic Cherry and Rustic Hickory

---

*Shown in Cherry with FC 44938 Sealy Stain (left)*

*Shown in Brown Maple with FC 49908 Dark Knight Stain (right)*



# PALMER

---



---

Side: 18 ½"w x 17"d x 39 ½"h

Arm: 23 ½"w x 17"d x 39 ½"h

Available in Oak, Cherry,  
Hard Maple, Brown Maple,  
Quarter-Sawn White Oak,  
Hickory, Walnut, Rustic Cherry  
and Rustic Hickory

Only Available with Leather  
or Fabric Seats and Backs

---

*Shown with Carmen Table (left page)*

*Shown in Oak with Antique Slate Stain  
and Dakota Moondust Fabric (left page)*

*Shown in Brown Maple with Asbury Stain  
and 28-23 Rink Fabric (right page)*

# PARKLAND



Optional Deep Scoop Seats



24" or 30" High Base  
Stationary Bar Chair  
20"w x 17"d x 21"h Back Ht.

Side: 20"w x 18"d x 41"h

Arm: 25 ½"w x 18"d x 41"h

Available in Oak, Cherry,  
Hard Maple, Brown Maple,  
Quarter-Sawn White Oak,  
Hickory, Walnut, Rustic Cherry  
and Rustic Hickory

Available with Wood, Leather  
or Fabric Seats

Also Available as Caster-  
Based Desk Chairs

*Shown in Walnut with Natural Finish*

# PORTAGE BARSTOOL

---

Dimensions: 18 ½"w x 12"d

Available in 24" and 30"h

Available in Oak, Cherry,  
Hard Maple, Brown Maple,  
Quarter-Sawn White Oak,  
Hickory, Walnut, Rustic Cherry  
and Rustic Hickory

---

*Shown in Brown Maple with  
Coffee Stain (left)*

*Shown in Brown Maple with  
Golden Brown Stain (right)*



Swivel Barstool



Stationary Bar Chair



# ROANOKE

---



---

Side: 20 ½"w x 18"d x 41 ½"h

Available in Oak, Cherry, Hard Maple, Brown Maple, Quarter-Sawn White Oak, Hickory, Walnut, Rustic Cherry and Rustic Hickory

Only Available with Leather or Fabric Seats and Backs

---

*Shown with Roanoke Table (left page)*

*Shown in Brown Maple with Rich Tobacco Stain and C2-10 Stew Fabric (left page)*

*Shown in Oak with Light Smoke Stain with Liming Wax and A3825-Licorice Fabric (right page, left)*

*Shown in Brown Maple with Rich Tobacco Stain and 4-130 Oatmeal Fabric (right page, right)*

# ROOSEVELT

---



---

Side: 24"w x 18"d x 37"h

Available in Oak, Cherry, Hard Maple, Brown Maple, Quarter-Sawn White Oak, Hickory, Walnut, Rustic Cherry and Rustic Hickory

Only Available with Leather or Fabric Seats and Backs

---

*Shown in Brown Maple with Kona Stain and 31-18 Alaska Fabric (left)*

*Shown in Brown Maple with Rich Tobacco Stain and 25-17 Danville Fabric (right)*



# SAWYER



Side: 18 ¼"w x 17 ½"d x 38"h

Arm: 25"w x 17 ½"d x 38"h

Available in Oak, Cherry, Hard Maple, Brown Maple, Quarter-Sawn White Oak, Hickory, Walnut, Rustic Cherry and Rustic Hickory

Available with Wood, Leather or Fabric Seats

Vintage Circular-Sawn is Standard

*Shown in Quarter-Sawn White Oak with Lite Asbury Stain and Black Tincture Finish*

# SOMERSET

---



24" or 30" High Base  
Stationary Bar Chair  
19"w x 17 1/2"d x 19 1/4" h Back Ht.



24" or 30" High Base  
Swivel Barstool  
19"w x 17 1/2"d x 19 1/4" h Back Ht.

---

Side: 19 1/2"w x 17 1/2"d x 38"h

Arm: 25"w x 17 1/2"d x 38"h

Available in Oak, Cherry,  
Hard Maple, Brown Maple,  
Quarter-Sawn White Oak,  
Hickory, Walnut, Rustic Cherry  
and Rustic Hickory

Available with Wood, Leather  
or Fabric Seats

---

*Shown in Cherry with FC 9090  
Chocolate Spice Stain*

# SPRING MEADOW PRESSBACK

---



24" or 30" High Base  
Swivel Barstool  
22"w x 18"d x 22"h Back Ht.

---

Side: 22"w x 18"d x 37"h

Arm: 25"w x 18"d x 37"h

Available in Oak and Cherry

Also Available as Caster-  
Based Desk Chairs

---

*Shown in Oak with FC 5591  
Golden Honey Stain*



# TIFTON

---



**Optional Live Edge**  
(Only Available in Brown Maple,  
Cherry and Walnut)



**24" or 30" High Base  
Stationary Bar Chair**  
21"w x 17 1/2"d x 20 3/4"h Back Ht.

---

Side: 21"w x 17 1/2"d x 40 1/2"h

Arm: 25 1/2"w x 17 1/2"d x 40 1/2"h

Available in Oak, Cherry,  
Hard Maple, Brown Maple,  
Quarter-Sawn White Oak,  
Hickory, Walnut, Rustic Cherry  
and Rustic Hickory

Available with Wood, Leather  
or Fabric Seats

Also Available as Caster-  
Based Desk Chairs

---

*Shown with Tifton Table (left page)*

*Shown in Rustic Cherry with Michael's  
Cherry Stain (left page)*

*Shown in Brown Maple with Onyx Stain  
(right page)*

# TOSKY BAR CHAIR

---



Seat Dimensions:  
16 ½"w x 12 ¾"d

Base Dimensions: 15" x 15"

Available in 24" and 30"h

Available in Oak, Cherry,  
Hard Maple, Brown Maple,  
Quarter-Sawn White Oak,  
Hickory, Walnut, Rustic Cherry  
and Rustic Hickory

Only Available with  
Stationary Wood Seats

---

*Shown in Brown Maple with  
FC 10944 Tavern Stain*

# VINTAGE MISSION

---



24" or 30" High Base  
Stationary Bar Chair  
18"w x 18"d x 19"h Back Ht.



24" or 30" High Base  
Swivel Barstool  
18"w x 18"d x 19"h Back Ht.

---

Side: 18"w x 18"d x 42 1/2"h

Arm: 25"w x 18"d x 42 1/2"h

Available in Oak, Cherry,  
Hard Maple, Brown Maple,  
Quarter-Sawn White Oak,  
Hickory, Walnut, Rustic Cherry  
and Rustic Hickory

Available with Wood, Leather  
or Fabric Seats

Also Available as Caster-  
Based Desk Chairs

---

*Shown in Oak with  
Old World Mission Stain*





# VINSON

---



24" or 30" High Base  
Stationary Bar Chair  
19"w x 18 1/2"d x 11" Back Ht.

24" or 30" High Base  
Swivel Barstool  
19"w x 18 1/2"d x 11" Back Ht.

---

Side: 19"w x 18 1/2"d x 32"h

Available in Oak, Cherry,  
Hard Maple, Brown Maple,  
Quarter-Sawn White Oak,  
Hickory, Walnut, Rustic Cherry  
and Rustic Hickory

Only Available with Leather  
or Fabric Seats and Backs

---

*Shown with Vinson Table (left page)*

*Shown in Cherry with FC 104 Chestnut  
Stain and Black Leather (left page)*

*Shown in Cherry with FC 104 Chestnut  
Stain and C2-35 Royal Fabric  
(right page, left)*

*Shown in Brown Maple with FC 7992  
Asbury Stain and Nomad Snow Fabric  
(right page, right)*

# WELLSBURG

---



Side: 19"w x 17 ½"d x 41"h

Arm: 24"w x 17 ½"d x 41"h

Available in Oak, Cherry,  
Hard Maple, Brown Maple,  
Hickory, Walnut, Rustic Cherry  
and Rustic Hickory

Available with Wood, Leather  
or Fabric Seats

---

*Shown in Cherry with Antique Slate Stain  
and 23-9 Turbo Fabric*

# WESCOTT

---



24" or 30" High Base  
Stationary Bar Chair  
20 1/2"w x 18"d x 12 1/2"h Back Ht.

---

Side: 20 1/2"w x 18"d x 37"h

Arm: 23 1/2"w x 18"d x 37"h

Available in Oak, Cherry,  
Hard Maple, Brown Maple,  
Quarter-Sawn White Oak,  
Hickory, Walnut, Rustic Cherry  
and Rustic Hickory

Only Available with Leather  
or Fabric Seats and Backs

---

*Shown in Cherry with Rich Tobacco Stain  
and 23-9 Turbo Fabric*



# WESTAL

---



---

Side: 20 1/2"w x 18"d x 38"h

Available in Oak, Cherry,  
Hard Maple, Brown Maple,  
Quarter-Sawn White Oak,  
Hickory, Walnut, Rustic Cherry  
and Rustic Hickory

---

*Shown with Westal Table (left page)*

*Shown in Brown Maple with Manchester  
Stain and R1-137 Palm Fabric (left and  
right page)*

# WEST LAKE



Rope Moulding



24" or 30" High Base  
Stationary Bar Chair  
18"w x 18"d x 19"h  
Back Ht.



24" or 30" High Base  
Swivel Barstool  
18"w x 18"d x 19"h  
Back Ht.

Side: 18"w x 18"d x 41 1/2"h

Arm: 25"w x 18"d x 41 1/2"h

Available in Oak, Cherry,  
Hard Maple, Brown Maple,  
Quarter-Sawn White Oak,  
Hickory, Walnut, Rustic Cherry  
and Rustic Hickory

Available with Wood, Leather  
or Fabric Seats

Also Available as Caster-  
Based Desk Chairs

*Shown in Quarter-Sawn White Oak  
with Michael's Cherry Stain*

# WINSLOW BARSTOOL

---



Stationary Bar Chair



Swivel Barstool



Dimensions: 19 ½"w x 14"d

Available in 24" and 30"h

Available in Oak, Cherry, Hard Maple, Brown Maple, Quarter-Sawn White Oak, Hickory, Walnut, Rustic Cherry and Rustic Hickory

Only Available with Wood Seat

---

*Shown in Brown Maple with Asbury Stain (left)*

*Shown in Brown Maple with Coffee Stain (right)*





# WILTON

---



Side: 18 ½"w x 16 ½"d x 30"h

Available in Oak, Cherry, Hard Maple, Brown Maple, Quarter-Sawn White Oak, Hickory, Walnut, Rustic Cherry and Rustic Hickory

Available with Wood, Leather or Fabric Seats

---

*Shown with Wilton Table (left page)*

*Shown in Walnut with Natural Finish and Black Leather (left page)*

*Shown in Brown Maple with FC 47276 Old Museum Stain (right page, left)*

*Shown in Brown Maple with Ebony Stain and C16-15 Ocean Fabric (right page, right)*

# WYNDLOT DESK CHAIR



Tack Options



Side: 21 ½"w x 19"d x 42"-47"h

Arm: 24 ½"w x 19"d x 42"-47"h

Available in Oak, Cherry, Hard Maple, Brown Maple, Quarter-Sawn White Oak, Hickory, Walnut, Rustic Cherry and Rustic Hickory

Only Available with Leather or Fabric Seats and Backs

Tacks are Standard

*Shown in Quarter-Sawn White Oak with FC 48024 American Antique Stain and Black Leather (left)*

*Shown in Quarter-Sawn White Oak with Asbury Stain and Black Leather with Nickel Tacks (right)*

# YORKTOWN

---



24" or 30" High Base  
Stationary Bar Chair  
19"w x 18"d x 20"h Back Ht.



24" or 30" High Base  
Swivel Barstool  
19"w x 18"d x 20"h Back Ht.

---

Side: 18"w x 18"d x 42 ½"h

Arm: 25"w x 18"d x 42 ½"h

Available in Oak, Cherry,  
Hard Maple, Brown Maple,  
Quarter-Sawn White Oak,  
Hickory, Walnut, Rustic Cherry  
and Rustic Hickory

Available with Wood, Leather  
or Fabric Seats

---

*Shown in Brown Maple with Seat  
in FC 12108 S-14 Stain and Frame  
in FC 230 Onyx Stain*

# BELLINGHAM

---



36" Long Bench (shown): 43 ½"w x 17"d x 42 ½"h

48" Long Bench: 55 ½"w x 17"d x 42 ½"h

Available in Oak, Cherry, Hard Maple, Brown Maple, Quarter-Sawn White Oak, Hickory, Walnut, Rustic Cherry and Rustic Hickory

Available with Wood, Leather or Fabric Seats

---

*Shown in Brown Maple with Black Paint and Rub Through*

# CHEVRON

---



Sizes: 36", 42", 48", 54", 60", 66" and 72" w

Dimensions: 18"d x 35 ½"h

Center Leg on Benches 60" and Longer

Available in Oak, Cherry, Hard Maple, Brown Maple, Quarter-Sawn White Oak, Hickory, Walnut, Rustic Cherry and Rustic Hickory

Only Available with Leather or Fabric Seats and Backs

---

*Shown in Brown Maple with Onyx Stain and C2-34 Melody Fabric*

# COLEBROOK

---



36" Long Bench: 43 ½"w x 17"d x 42 ½"h

48" Long Bench: 55 ½"w x 17"d x 42 ½"h

Available in Oak, Cherry, Hard Maple, Brown Maple, Quarter-Sawn White Oak, Hickory, Walnut, Rustic Cherry and Rustic Hickory

Available with Wood, Leather or Fabric Seats

---

*Shown in Quarter-Sawn White Oak with Michael's Cherry Stain*

# MODESTO

---



36" Long Bench: 40 ½"w x 17"d x 42 ½"h

48" Long Bench: 52 ½"w x 17"d x 42 ½"h

Available in Oak, Cherry, Hard Maple, Brown Maple, Quarter-Sawn White Oak, Hickory, Walnut, Rustic Cherry and Rustic Hickory

Available with Wood, Leather or Fabric Seats

---

*Shown in Quarter-Sawn White Oak with Michael's Cherry Stain*

# LIVINGSTON

---



Sizes: 13" x 36", 13" x 48", 13" x 60", 13" x 72", 13" x 84" and 96" Solid Top

Center Leg on Benches 60" and Longer

Available in Oak, Cherry, Hard Maple, Brown Maple, Quarter-Sawn White Oak, Hickory, Walnut, Rustic Cherry and Rustic Hickory

Available with Wood, Leather or Fabric Seats

---

*Shown in Brown Maple with Carbon Stain (top)*

*Shown in Brown Maple with Carbon Stain and C16-26 Manila Fabric (bottom)*



# OLD TRADITIONS

---



Sizes: 14" x 42", 14" x 48" and 14" x 54"

Available in Oak, Cherry, Hard Maple, Brown Maple, Quarter-Sawn White Oak, Hickory, Walnut, Rustic Cherry and Rustic Hickory

---

*Shown in Oak with True Reclaimed Barn Wood Top. Top Shown in Natural Finish and Base Shown in White Paint with Warm Brown Glaze, Distressed*

# SAWYER

---



Sizes: 13" x 36", 13" x 48", 13" x 60", 13" x 72" Solid Top or 13" x 60"-108" (Four 12" Leaves) Expanda Bench

Center Leg on Benches 60" and Longer  
(All Expanda Benches have Center Leg)

Available in Oak, Cherry, Hard Maple, Brown Maple, Quarter-Sawn White Oak, Hickory, Walnut, Rustic Cherry and Rustic Hickory

---

*Shown in Oak with Windswept Finish*

# TIFTON

---



Sizes: 13" x 42", 13" x 48", 13" x 54", 13" x 60", 13" x 66", 13" x 72", 13" x 84", 13" x 96" and 13" x 108"

Center Leg on Benches 96" and Longer

Available in Cherry, Brown Maple, Walnut and Rustic Cherry

1 3/8" Live Edge Top is Standard, Also Available without Live Edge

---

*Shown in Rustic Cherry with Michael's Cherry Stain*

# VINSON

---



Sizes: 13" x 36", 13" x 48", 13" x 60", 13" x 72" Solid Top or 13" x 54"-102" (Four 12" Leaves) Expanda Bench

Center Leg on Benches 60" and Longer  
(All Expanda Benches have Center Leg)

Available in Oak, Cherry, Hard Maple, Brown Maple, Quarter-Sawn White Oak, Hickory, Walnut, Rustic Cherry and Rustic Hickory

---

*Shown in White Oak with Natural Finish*



# WEST LAKE

---



36" Long Bench:  
43 ½"w x 17"d x 41 ½"h

48" Long Bench:  
55 ½"w x 17"d x 41 ½"h

Available in Oak, Cherry, Hard Maple, Brown Maple, Quarter-Sawn White Oak, Hickory, Walnut, Rustic Cherry and Rustic Hickory

Available with Wood, Leather or Fabric Seats

---

*Shown in Quarter-Sawn White Oak with Michael's Cherry Stain*

# BERSINA

---

Sizes: 42" and 48" Diameter with up to Two Leaves

Base Size: 34" x 34"

Available in Oak, Cherry, Hard Maple, Brown Maple, Quarter-Sawn White Oak, Hickory, Walnut, Rustic Cherry and Rustic Hickory

Roundover-Bottom Edge is Standard



*Shown in Cherry with Natural Finish*

# BROGAN PUB

---

Sizes: 42" and 48" Diameter with up to Two Leaves, Available in 36" and 42"h

Base Size: 24" x 24"

Available in Oak, Cherry, Hard Maple, Brown Maple, Quarter-Sawn White Oak, Hickory, Walnut, Rustic Cherry and Rustic Hickory



*Shown in Wormy Maple. Top Shown in Seashell Stain  
and Base Shown in Dark Knight Stain*



# BROGAN

---

Sizes: 42" and 48" Diameter with up to Two Leaves or 54" with up to One Leaf

Base Size: 24" x 24"


Available in Oak, Cherry, Hard Maple, Brown Maple, Quarter-Sawn White Oak, Hickory, Walnut, Rustic Cherry and Rustic Hickory

Mission Edge is Standard



*Shown with Westal Chairs with  
C2-12 Antarctic Fabric (left page)  
Shown in Oak with Ebony/Ceruse Stain  
(left and right page)*

# CALLAWAY



Sizes: 42" x 42" and 48" x 48" with up to Two Leaves or 54" x 54" with Solid Top Only

Base Sizes: 42" Width is 21" x 21" and 48" Width is 25" x 25"

Available in Oak, Cherry, Hard Maple, Brown Maple, Quarter-Sawn White Oak, Hickory, Walnut, Rustic Cherry and Rustic Hickory

Mission Edge is Standard



*Shown in Brown Maple with Golden Pecan Stain*

# CARMEN

---

Sizes: 42" x 72" and 48" x 72" with up to Four 12" Leaves

Base Size: 36" x 48"

Self Store Available: 42" x 72" Stores Two Leaves with and without Skirts, 48" x 72" Stores Four Leaves without Skirts

Available in Oak, Cherry, Hard Maple, Brown Maple, Quarter-Sawn White Oak, Hickory, Walnut, Rustic Cherry and Rustic Hickory

Square Top and Mission Edge are Standard



*Shown in Brown Maple with Briar Stain*

# CRAYTON

---

Sizes: 42" x 60", 42" x 66", 42" x 72", 48" x 60", 48" x 66" and 48" x 72" with up to Nine 12" Leaves

Self Store Available: 42" and 48" Widths Store Two Leaves with and Two without Skirts

Available in Oak, Cherry, Hard Maple, Brown Maple, Quarter-Sawn White Oak, Hickory, Walnut, Rustic Cherry and Rustic Hickory


½" Roundover Edge is Standard



*Shown in Brown Maple with Almond Stain on Top  
and Weathered Tusk Stain on Base*



# CUMBERLAND



Sizes: 42" x 60", 42" x 66", 42" x 72", 48" x 60", 48" x 66" and 48" x 72" with up to Nine 12" Leaves

Self Store Available: 42" and 48" Widths Store Two Leaves with and Two without Skirts

Available in Oak, Cherry, Hard Maple, Brown Maple, Quarter-Sawn White Oak, Hickory, Walnut, Rustic Cherry and Rustic Hickory

1/2" Roundover Edge is Standard



*Shown in Brown Maple with Coffee Stain*

# DAVIS

---

Sizes: 42" x 60", 42" x 66", 42" x 72", 48" x 60", 48" x 66" and 48" x 72" with up to Four 12" Leaves

Self Store Available: 42" and 48" Widths Store Two Leaves, One with Skirt and One without Skirt, 60" and 66" Lengths Will Not Self Store

Available in Oak, Cherry, Hard Maple, Brown Maple, Quarter-Sawn White Oak, Hickory, Walnut, Rustic Cherry and Rustic Hickory

1" Thick Top and Mission Edge are Standard



*Shown in Brown Maple with Asbury Stain*

# DAWSON

---

Sizes: 42" and 48" Diameter with up to Two Leaves or 54" with One Leaf

Base Size: 28 ½" x 28 ½"

Available in Oak, Cherry, Hard Maple, Brown Maple, Quarter-Sawn White Oak, Hickory, Walnut, Rustic Cherry and Rustic Hickory

Mission Edge is Standard



*Shown in Brown Maple with Grey Flannel Stain*

# EMERSON



Sizes: 42", 48" and 54" Diameter with up to Two Leaves or 60", 66" and 72" Solid Top, Available in 30", 36" and 42"h

Base Sizes: 36" and 42" have 23" Diameter, 48" has 26" Diameter, 54" has 29" Diameter, 60" has 33" Diameter, 66" has 36" Diameter and 72" has 39" Diameter

Available in Oak, Cherry, Hard Maple, Brown Maple, Quarter-Sawn White Oak, Hickory, Walnut, Rustic Cherry and Rustic Hickory

Mission Edge is Standard



*Shown in Rustic Cherry with Earthtone Finish (left)*



*Shown in Brown Maple with Briar Stain (right)*

# FENMORE



Sizes: 42" x 60", 42" x 66", 42" x 72", 48" x 60", 48" x 66" and 48" x 72" with up to Nine 12" Leaves

Self Store Available: 42" and 48" Widths Store Two Leaves with and Two without Skirts

Available in Oak, Cherry, Hard Maple, Brown Maple, Quarter-Sawn White Oak, Hickory, Walnut, Rustic Cherry and Rustic Hickory

1/2" Roundover Edge is Standard



*Shown in Cherry with Malaguania Stain*

# IRON CRAFT PUB

---

Sizes: 42" and 48" Diameter with up to Two Leaves, Available in 36" and 42"h

Base Size: 25" x 25"

Available in Oak, Cherry, Hard Maple, Brown Maple, Quarter-Sawn White Oak, Hickory, Walnut, Rustic Cherry and Rustic Hickory

Mission Edge is Standard



*Shown in Brown Maple with Kona Stain*

# IRON FORGE

---

Sizes: 42" x 66", 42" x 72", 48" x 66" and 48" x 72" with Solid Top Only

Base Size: 27" x 47"


Standard Top: 1 ¼" Thick Live Edge, Available in Cherry, Brown Maple, Walnut and Rustic Cherry

Optional Top: 1 ¼" Thick Clean Edge, Available in Oak, Cherry, Hard Maple, Brown Maple, Quarter-Sawn White Oak, Hickory, Walnut, Rustic Cherry and Rustic Hickory



*Shown in Walnut with Natural Finish,  
Cast Iron Base Only Available in Black*

# KENSHAW



Metal Color Options



Sizes: 42" x 72" and 48" x 72" with up to Four 12" Leaves

Base Size: 26" x 48"

Self Store Available: 42" x 72" Stores Two Leaves with and Two without Skirts, 48" x 72" Stores Four Leaves without Skirts

Available in Oak, Cherry, Hard Maple, Brown Maple, Quarter-Sawn White Oak, Hickory, Walnut, Rustic Cherry and Rustic Hickory



*Shown in Wormy Maple with FC 47823  
Bel Air Stain and Bronze Metal*



# KENTMERE



Metal Color Options



Sizes: 42" x 72" and 48" x 72" with up to Four 12" Leaves

Base Size: 25" x 53"


Self Store Available: 42" x 72" Stores Two Leaves with and Two without Skirts, 48" x 72" Stores Four Leaves without Skirts

Available in Oak, Cherry, Hard Maple, Brown Maple, Quarter-Sawn White Oak, Hickory, Walnut, Rustic Cherry and Rustic Hickory



*Shown in Hickory with FC 51263 Flint Stain  
and Silver Metal*

# KIRKBY



Metal Color Options



Sizes: 42" x 72" and 48" x 72" with up to Four 12" Leaves

Base Size: 25" x 53"

Self Store Available: 42" x 72" Stores Two Leaves with and Two without Skirts, 48" x 72" Stores Four Leaves without Skirts

Available in Oak, Cherry, Hard Maple, Brown Maple, Quarter-Sawn White Oak, Hickory, Walnut, Rustic Cherry and Rustic Hickory



*Shown in Quarter-Sawn White Oak with FC 49908  
Dark Knight Stain and Gunmetal Gray Metal*

# KORBYN

---



Sizes: 42" and 48" Diameter with up to Two Leaves or 54" with Solid Top Only

Base Size: 27" x 27"

Available in Oak, Cherry, Hard Maple, Brown Maple, Quarter-Sawn White Oak, Hickory, Walnut, Rustic Cherry and Rustic Hickory


Mission Edge is Standard



*Shown in Cherry with Charwood Stain*



# MAJESTY



Metal Color Options



Sizes: 42" x 72" and 48" x 72" with up to Four 12" Leaves

Base Size: 30" x 51"

Self Store Available: 42" x 72" Stores Four Leaves without Skirts,  
48" x 72" Stores Two Leaves with and Two without Skirts

Available in Oak, Cherry, Hard Maple, Brown Maple, Quarter-Sawn  
White Oak, Hickory, Walnut, Rustic Cherry and Rustic Hickory

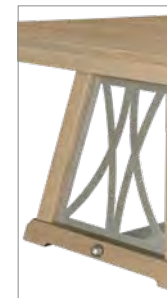


*Shown with Regal Chairs and Regal Designer  
Server in Brown Maple with Sandstone Stain  
and Gold Metal (left page)*

*Majesty Shown in Brown Maple with FC 48015  
Sandstone Stain and Gold Metal (right page)*

*North Star Shown in Quarter-Sawn White Oak  
with D22N09096 Seashell Stain and Silver Metal  
(right page)*

# NORTH STAR





# OXFORD



Metal Color Options



Sizes: 42" x 72" and 48" x 72" with up to Four 12" Leaves

Base Size: 30" x 51"

Self Store Available: 42" x 72" Stores Four Leaves without Skirts,  
48" x 72" Stores Two Leaves with and Two without Skirts

Available in Oak, Cherry, Hard Maple, Brown Maple, Quarter-Sawn  
White Oak, Hickory, Walnut, Rustic Cherry and Rustic Hickory



*Shown with Oxford Chairs  
and Server (left page)*

*Shown in Oak with FC 42000  
Almond Stain and Tex Black  
Metal (left and right page)*

# NILES

---

Sizes: 42" and 48" Diameter with up to Two Leaves, 54" with One Leaf or 60" Solid Top

Base Size: 34" x 34"

Available in Oak, Cherry, Hard Maple, Brown Maple, Quarter-Sawn White Oak, Hickory, Walnut, Rustic Cherry and Rustic Hickory

½" Roundover Edge is Standard



*Shown in Oak with Ebony Stain*



# NILES DOUBLE PEDESTAL

---

Sizes: 42" x 72" and 48" x 72" with up to Four 12" Leaves

Base Size: 24" x 37"

Self Store Available: 42" and 48" Widths Store Two Leaves without Skirts

Available in Oak, Cherry, Hard Maple, Brown Maple, Quarter-Sawn White Oak, Hickory, Walnut, Rustic Cherry and Rustic Hickory



*Shown in Walnut with D22CW00148 Limed Stain*

# OLD TRADITIONS

---

Sizes: 42" x 60", 42" x 66", 42" x 72", 48" x 60", 48" x 66" and 48" x 72" with up to Nine 12" Leaves

Self Store Available: 42" and 48" Widths Store Two Leaves with and Two without Skirts


Reclaimed Barn Wood Only Available with Solid Top

Available in Oak, Cherry, Hard Maple, Brown Maple, Quarter-Sawn White Oak, Hickory, Walnut, Rustic Cherry and Rustic Hickory



*Shown in Oak with True Reclaimed Barn Wood Top. Top Shown in Natural Finish and Base Shown in White Paint with Warm Brown Glaze, Distressed*

# REGAL



Metal Color Options



Sizes: 42" x 72" and 48" x 72" with up to Four 12" Leaves

Base Size: 21" x 45"

Self Store Available: 42" and 48" Widths Store Four Leaves without Skirts

Available in Oak, Cherry, Hard Maple, Brown Maple, Quarter-Sawn White Oak, Hickory, Walnut, Rustic Cherry and Rustic Hickory

1" Thick Top and Mission Edge are Standard



*Shown in Cherry with Earthtone Stain and Gold Metal Base*

# ROANOKE

---

Sizes: 42" x 60", 42" x 66", 42" x 72", 48" x 60", 48" x 66" and 48" x 72" with up to Nine 12" Leaves

Self Store Available: 42" and 48" Widths Store Two Leaves with and Two without Skirts

Available in Oak, Cherry, Hard Maple, Brown Maple, Quarter-Sawn White Oak, Hickory, Walnut, Rustic Cherry and Rustic Hickory

1" Thick Top and ½" Roundover Edge are Standard



*Shown in Brown Maple with Rich Tobacco Stain*

# ROANOKE PUB

---

Sizes: 36" x 42", 36" x 48", 42" x 42", 42" x 48" and 48" x 48" with up to Four 12" Leaves

Available in 36" and 42"h

Available in Oak, Cherry, Hard Maple, Brown Maple, Quarter-Sawn White Oak, Hickory, Walnut, Rustic Cherry and Rustic Hickory



*Shown in Cherry with FC 44938 Sealy Stain*

# SAWYER



Sizes: 42" x 72" and 48" x 72" with up to Four 12" Leaves

Base Size: 36" x 49"

Self Store Available: 42" Width Stores Two Leaves with Skirts,  
48" Width Stores Two Leaves without Skirts


Available in Oak, Cherry, Hard Maple, Brown Maple, Quarter-Sawn  
White Oak, Hickory, Walnut, Rustic Cherry and Rustic Hickory

1 1/2" Top with Vintage Circular-Sawn and Mission Edge are Standard,  
Also Available with Smooth Top



*Shown in Quarter-Sawn White Oak with  
Lite Asbury Stain and Black Tincture Finish*

# SINCLAIR



Metal Color Options



Sizes: 42" x 72" and 48" x 72" with up to Four 12" Leaves

Base Size: 22" x 47"

Self Store Available: 42" and 48" Widths Store Four Leaves without Skirts

Available in Oak, Cherry, Hard Maple, Brown Maple, Quarter-Sawn White Oak, Hickory, Walnut, Rustic Cherry and Rustic Hickory

1" Thick Top and Beveled Edge are Standard



*Shown in Oak with Old Museum Stain  
and Silver Metal Base*

# THEO

---

Sizes: 42" x 60", 42" x 66", 42" x 72", 48" x 60", 48" x 66" and 48" x 72" with up to Nine 12" Leaves

Self Store Available: 42" and 48" Widths Store Two Leaves with and Two without Skirts

Available in Oak, Cherry, Hard Maple, Brown Maple, Quarter-Sawn White Oak, Hickory, Walnut, Rustic Cherry and Rustic Hickory

Mission Edge is Standard



*Shown in Rustic White Oak with Natural Finish*



# TIFTON

---

Sizes: 42" x 72", 42" x 84", 42" x 96", 42" x 108", 42" x 120", 48" x 72", 48" x 84", 48" x 96", 48" x 108" and 48" x 120"

Base Sizes: 42" and 48" Widths are 26" Wide, 72", 84" and 96" Lengths are 46" Long, 108" and 120" Lengths are 81" Long

Standard Top: 1 ¼" Thick Live Edge, Available in Cherry, Brown Maple, Walnut and Rustic Cherry

Optional Top: 1 ¼" Thick Clean Edge, Available in Oak, Cherry, Hard Maple, Brown Maple, Quarter-Sawn White Oak, Hickory, Walnut, Rustic Cherry and Rustic Hickory



*Shown in Walnut with Natural Finish*

# TIFTON EXTENSION



Sizes: 42" x 72" and 48" x 72" with up to Four 12" Leaves

Base Size: 26" x 46"

Available in Oak, Cherry, Hard Maple, Brown Maple, Quarter-Sawn White Oak, Hickory, Walnut, Rustic Cherry and Rustic Hickory

1" Thick Top and Mission Edge are Standard



*Shown in Brown Maple with Manchester Stain*

# TIFTON ROUND

---

Sizes: 30"h with 42", 48", 54" and 60" Diameter or 36"h and 42"h with 42" and 48" Diameter

Base Sizes: 42" and 48" are 29" x 29", 54" and 60" are 46" x 46"

Available in Oak, Cherry, Hard Maple, Brown Maple, Quarter-Sawn White Oak, Hickory, Walnut, Rustic Cherry and Rustic Hickory

1 ¼" Top and Mission Edge are Standard



*Shown in Rustic Cherry with Cotswold Stain*

# VINSON



Sizes: 42" x 42", 42" x 48", 42" x 60", 42" x 66", 42" x 72", 48" x 48", 48" x 60", 48" x 66" and 48" x 72" with up to Four 12" Leaves

Self Store Available: 42" and 48" Widths Store Two Leaves with and Two without Skirts, 60" Only Stores One Leaf with and One without Skirts

Available in Oak, Cherry, Hard Maple, Brown Maple, Quarter-Sawn White Oak, Hickory, Walnut, Rustic Cherry and Rustic Hickory

1" Thick Top and Mission Edge are Standard



*Shown in Cherry with FC 104 Chestnut Stain*

# VINSON PUB

---

Sizes: 42" x 42" and 48" x 48" with up to Four 12" Leaves

Available in 36" and 42"h


Available in Oak, Cherry, Hard Maple, Brown Maple, Quarter-Sawn White Oak, Hickory, Walnut, Rustic Cherry and Rustic Hickory



*Shown in Cherry with FC 104 Chestnut Stain*



# WAVERTON



Metal Color Options



Sizes: 42" x 72" and 48" x 72" with up to Four 12" Leaves

Base Size: 24" x 48"

Self Store Available: 42" x 72" Stores Two Leaves with and Two without Skirts, 48" x 72" Stores Four Leaves without Skirts

Available in Oak, Cherry, Hard Maple, Brown Maple, Quarter-Sawn White Oak, Hickory, Walnut, Rustic Cherry and Rustic Hickory



*Shown with Wellbeck Chairs and Sinclair Server in Hard Maple with Driftwood Stain and Gunmetal Grey Metal (left page)*

*Waverton Shown in Rustic Hickory with FC 42000 Almond Stain and Tex Black Metal (right page)*

*Wellbeck Shown in Hard Maple with FC 11434 Driftwood Stain and Gunmetal Gray Metal (right page)*

# WELLBECK



# WESTAL



Sizes: 42" x 72", 42" x 84", 42" x 96", 42" x 108", 42" x 120", 48" x 72", 48" x 84", 48" x 96", 48" x 108" and 48" x 120"

Available in Oak, Cherry, Hard Maple, Brown Maple, Quarter-Sawn White Oak, Hickory, Walnut, Rustic Cherry and Rustic Hickory

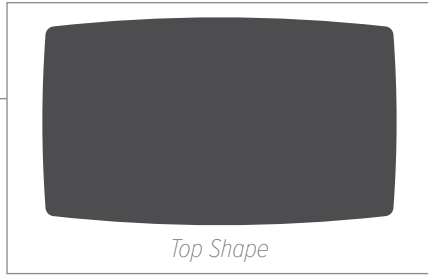
1 1/4" Top with Bullnose Edge is Standard



*Shown in Brown Maple with Manchester Stain*



# WILTON



Sizes: 42" x 60", 42" x 66", 42" x 72", 48" x 60", 48" x 66" and 48" x 72" with up to Four 12" Leaves

Self Store Available: 42" and 48" Widths Store One Leaf with and One without Skirts

Available in Oak, Cherry, Hard Maple, Brown Maple, Quarter-Sawn White Oak, Hickory, Walnut, Rustic Cherry and Rustic Hickory

1" Thick Top, Shape Shown and Mission Edge are Standard



*Shown in Brown Maple with Old Museum Stain*

# BERSINA

---

Size: 58 ¾"w x 18"d x 36"h

Available in Oak, Cherry, Hard Maple, Brown Maple, Quarter-Sawn White Oak, Hickory, Walnut, Rustic Cherry and Rustic Hickory



*Shown in Cherry with Natural Finish*

# CRAYTON

---

Sizes: 58 ½"w x 17 ¾"d x 40 ½"h and 70 ½"w x 17 ¾"d x 40 ½"h


2 Drawers and 2 Doors are Standard

Available in Oak, Cherry, Hard Maple, Brown Maple, Quarter-Sawn White Oak, Hickory, Walnut, Rustic Cherry and Rustic Hickory



*Shown in Brown Maple with Almond Stain on Top  
and Weathered Tusk Stain on Base*

# NORTH STAR



Metal Color Options

Sizes: 36"w x 20 1/2"d x 33"h, 54"w x 20 1/2"d x 33"h and 72"w x 20 1/2"d x 33"h

Available in Oak, Cherry, Hard Maple, Brown Maple, Quarter-Sawn White Oak, Hickory, Walnut, Rustic Cherry and Rustic Hickory



*Shown in Quarter-Sawn White Oak with D22N09096 Seashell Stain, Silver Metal and Tantan Slate Inserts*

# OLD TRADITIONS

---

Sizes: 20"d x 48"w x 36"h, 20"d x 54"w x 36"h and 20"d x 60"w x 36"h

3 Drawers are Standard

Available in Oak, Cherry, Hard Maple, Brown Maple, Quarter-Sawn White Oak, Hickory, Walnut, Rustic Cherry and Rustic Hickory


Also Available with 1" Smooth Top



*Shown in Oak with True Reclaimed Barn Wood Top. Top Shown in Natural Finish and Base Shown in White Paint with Warm Brown Glaze, Distressed*

RH Yoder, LLC 189

# OXFORD DESIGNER



Metal Color Options


Sizes: 54"w x 20 1/2"d x 33"h and 72"w x 20 1/2"d x 33"h

Available in Oak, Cherry, Hard Maple, Brown Maple, Quarter-Sawn White Oak, Hickory, Walnut, Rustic Cherry and Rustic Hickory



*Shown in Oak with FC 42000 Almond Stain,  
Tex Black Metal and Tantan Slate Inserts*

# REGAL



Metal Color Options




Sizes: 54"w x 20 1/2"d x 33"h and 72"w x 20 1/2"d x 33"h

Available in Oak, Cherry, Hard Maple, Brown Maple, Quarter-Sawn White Oak, Hickory, Walnut, Rustic Cherry and Rustic Hickory



*Shown in Cherry with Earthtone Stain  
and Gold Metal Base*

# REGAL DESIGNER



Metal Color Options



Sizes: 36"w x 20 1/2"d x 33"h, 54"w x 20 1/2"d x 33"h and 72"w x 20 1/2"d x 33"h


Available in Oak, Cherry, Hard Maple, Brown Maple, Quarter-Sawn White Oak, Hickory, Walnut, Rustic Cherry and Rustic Hickory



*Shown in Brown Maple with FC 48015 Sandstone Stain, Gold Metal and Autumn Leaf Inserts*



# SINCLAIR



Metal Color Options




Size: 72"w x 20 1/2"d x 33"h

Available in Oak, Cherry, Hard Maple, Brown Maple, Quarter-Sawn White Oak, Hickory, Walnut, Rustic Cherry and Rustic Hickory



*Shown in Oak with Old Museum Stain  
and Silver Metal Base*

# SINCLAIR DESIGNER



Metal Color Options




Sizes: 54"w x 20 1/2"d x 33"h  
and 72"w x 20 1/2"d x 33"h

Available in Oak, Cherry,  
Hard Maple, Brown Maple,  
Quarter-Sawn White Oak,  
Hickory, Walnut, Rustic  
Cherry and Rustic Hickory



*Shown in Hickory with FC 51263 Flint Stain,  
Silver Metal and Glimmer Leaf Slate Inserts*

# WAVERTON



Metal Color Options



Size: 72"w x 20 1/2"d x 33"h

Hardware Standard as Shown

Available in Oak, Cherry, Hard Maple, Brown Maple, Quarter-Sawn White Oak, Hickory, Walnut, Rustic Cherry and Rustic Hickory



*Shown in Hickory with Almond Stain*

# CUSTOMER MATERIAL REQUIREMENTS





















Acadia _____	1 ½ yds.
Allerton Bar Chair _____	¾ yd.
Ariel _____	2 yds.
Bayfield _____	1 yd.
Birkin _____	1 ½ yds.
Bow River _____	2 yds.
Bradbury Side _____	2 yds.
Bradbury Arm _____	2 ¾ yds.
Caraway _____	1 ½ yds.
Chevron (36" to 54") _____	2 yds.
Chevron (60" & 72") _____	2 ¼ yds.
Crescent _____	2 yds.
Dawson _____	2 yds.
Elliott Desk Chair _____	1 ½ yds.
Emerson _____	1 yd.
Jetara _____	1 ½ yds.
Keelan _____	1 ½ yds.
Korbyn _____	2 yds.
Niles _____	1 ½ yds.
Palmer _____	2 yds.
Roanoke _____	2 yds.
Roosevelt _____	2 yds.
Vinson _____	2 yds.
Wescott _____	1 ½ yds.
Westal _____	2 yds.
Wyndlot _____	2 yds.

*Chair seat only needs 27" x 27" per seat.*

*All Genuine Leather will include natural characteristics that are not defects, but natural authenticity. Insect bites, brands, healed scars and scratches may or may not be present.*



# BROWN MAPLE

 Category 1	 Category 1	 Category 1	 Category 1
Lemon (D22Y00320) 30-Sheen	India Ink (FC 47867) 30-Sheen	Indigo (FC 47866) 30-Sheen	Limed (D22CW00148) 30-Sheen
 Category 1	 Category 1	 Category 1	 Category 1
Bamboo (D22CW00261) 30-Sheen	Granola (D22N11322) 30-Sheen	Seashell (D22N09096) 30-Sheen	Wicker (D22N11218) 30-Sheen
 Category 1	 Category 1	 Category 1	 Category 1
Sand (D22N10202) 30-Sheen	Bel Air (FC 47823) 30-Sheen	Driftwood (FC 11434) 30-Sheen	Flint (FC 51263) 30-Sheen
 Category 1	 Category 1	 Category 1	 Category 1
Natural 30-Sheen	Honey (CF-921 S-2) 30-Sheen	Harvest (FC 107) 30-Sheen	Sandstone (D22N08963) 30-Sheen
 Category 1	 Category 1	 Category 1	 Category 1
Almond (FC 42000) 30-Sheen	American Antique (FC 48024) 30-Sheen	Carbon (FC 50240) 30-Sheen	Smoke (D22N10069) 30-Sheen

# FINISHES



# FINISHES

## BROWN MAPLE



Antique Slate (FC 19852)  
30-Sheen

Medium Walnut (FC 44688)  
30-Sheen

Sealy (FC 44938)  
30-Sheen

Golden Pecan (FC 41610)  
30-Sheen




Hoosier Special (FC 11043)  
30-Sheen

Lite Asbury (FC 14620)  
30-Sheen

Vintage Antique (FC 17882)  
30-Sheen

Michael's Cherry  
30-Sheen




Scarlet (FC 49909)  
30-Sheen

Charwood (FC 50241)  
30-Sheen

Manchester (FC 42633)  
30-Sheen

Tavern (FC 10944)  
30-Sheen




Earhtone (FC 40592)  
30-Sheen

Shadow (FC 24427)  
30-Sheen

Asbury Brown (FC 7992)  
30-Sheen

Acres (D22R00973)  
30-Sheen























Burnt Umber (FC 10748)  
30-Sheen

Old Museum (FC 47276)  
30-Sheen

Dark Knight (FC 49908)  
30-Sheen

Briar (FC 15743)  
30-Sheen

# BROWN MAPLE

 <b>Category 1</b>	 <b>Category 1</b>	 <b>Category 1</b>	 <b>Category 1</b>
Onyx (FC 230) 30-Sheen	Ebony (FC 11047) 30-Sheen	Muted White (PCL 183) 10-Sheen	Muted Grey (PCL 181) 10-Sheen
 <b>Category 1</b>	 <b>Category 2</b>	 <b>Category 2</b>	 <b>Category 2</b>
Muted Black (PCL 182) 10-Sheen	Oatmilk (PCL 180) 30-Sheen	Mineral (PCL 175) 30-Sheen	Chalk (PCL 176) 30-Sheen
 <b>Category 2</b>	 <b>Category 2</b>	 <b>Category 2</b>	 <b>Category 2</b>
Almond Burnished (FC 42000) 30-Sheen	Bright White (FP W0117) 30-Sheen	Country White (FP 5155) 30-Sheen	Icicle (RNC 1003) 30-Sheen
 <b>Category 2</b>	 <b>Category 2</b>	 <b>Category 2</b>	 <b>Category 2</b>
Metropolitan (FP 15809) 30-Sheen	Accessible Beige (RNC 1091) 30-Sheen	Chelsea Grey (FP 22638) 30-Sheen	Black 30-Sheen
 <b>Category 3</b>	 <b>Category 3</b>	 <b>Category 3</b>	 <b>Category 3</b>
Weathered Snow White (SP 170) 10-Sheen	Weathered Greek Villa (PCL 184) 10-Sheen	Weathered Tusk (SP 167) 10-Sheen	Weathered Beige (SP 168) 10-Sheen

# FINISHES



# FINISHES

## BROWN MAPLE



Weathered Greystone (SP 171)  
10-Sheen

Distressed Weathered Treebark  
(SP 166) 10-Sheen

Distressed Weathered Smog  
(PCL 177) 10-Sheen

Distressed Weathered Iron  
(PCL 179) 10-Sheen



Distressed Weathered Asphalt  
(PCL 178) 10-Sheen

Distressed Worn Spice (SP 156)  
10-Sheen

Distressed Weathered Black  
(SP 151) 10-Sheen

Distressed #61 Black/Mike's Rub  
10-Sheen

## DISTRESSING OPTIONS



**Light Distressed**  
Shown in Weathered Iron (PCL 179) 10-Sheen



**Medium Distressed**  
Shown in Weathered Iron (PCL 179) 10-Sheen



**Heavy Distressed**  
Shown in Weathered Iron (PCL 179) 10-Sheen























**Hand Planed Medium Distressed**  
Shown in Weathered Iron (PCL 179) 10-Sheen






# CHERRY

 Category 1	 Category 1	 Category 1	 Category 1
Lemon (D22Y00320) 30-Sheen	Limed (D22CW00148) 30-Sheen	Seashell (D22N09096) 30-Sheen	Wicker (D22N11218) 30-Sheen
 Category 1	 Category 1	 Category 1	 Category 1
Sand (D22N10202) 30-Sheen	Bel Air (FC 47823) 30-Sheen	Flint (FC 51263) 30-Sheen	Natural 30-Sheen
 Category 1	 Category 1	 Category 1	 Category 1
Harvest (FC 107) 30-Sheen	Chestnut (FC 104) 30-Sheen	Sandstone (D22N08963) 30-Sheen	Almond (FC 42000) 30-Sheen
 Category 1	 Category 1	 Category 1	 Category 1
American Antique (FC 48024) 30-Sheen	Carbon (FC 50240) 30-Sheen	Smoke (D22N10069) 30-Sheen	Antique Slate (FC 19852) 30-Sheen
 Category 1	 Category 1	 Category 1	 Category 1
Grey Flannel (FC 47865) 30-Sheen	Sealy (FC 44938) 30-Sheen	Golden Pecan (FC 41610) 30-Sheen	Golden Harvest (FC 46483) 30-Sheen

# FINISHES



# FINISHES

## CHERRY




Vintage Antique (FC 17882)  
30-Sheen

Michael's Cherry  
30-Sheen

Scarlet (FC 49909)  
30-Sheen

Charwood (FC 50241)  
30-Sheen




Manchester (FC 42633)  
30-Sheen

Tavern (FC 10944)  
30-Sheen

Earthtone (FC 40592)  
30-Sheen

Asbury Brown (FC 7992)  
30-Sheen




Acres (D22R00973)  
30-Sheen

Burnt Umber (FC 10748)  
30-Sheen

Old Museum (FC 47276)  
30-Sheen

Dark Knight (FC 49908)  
30-Sheen



Briar (FC 15743)  
30-Sheen

Onyx (FC 230)  
30-Sheen

Ebony (FC 11047)  
30-Sheen

Michael's Cherry Burnished  
30-Sheen

# HARD MAPLE




Limed (D22CW00148)  
30-Sheen

Seashell (D22N09096)  
30-Sheen

Wicker (D22N11218)  
30-Sheen

Driftwood (FC 11434)  
30-Sheen




Flint (FC 51263)  
30-Sheen

Natural  
30-Sheen

Honey (CF-921 S-2)  
30-Sheen

Harvest (FC 107)  
30-Sheen




Almond (FC 42000)  
30-Sheen

Carbon (FC 50240)  
30-Sheen

Medium Walnut (FC 44688)  
30-Sheen

Sealy (FC 44938)  
30-Sheen



Golden Pecan (FC 41610)  
30-Sheen

Lite Asbury (FC 14620)  
30-Sheen

Vintage Antique (FC 17882)  
30-Sheen


Michael's Cherry  
30-Sheen

# FINISHES




# FINISHES

## HARD MAPLE




Category 1

Scarlet (FC 49909)  
30-Sheen




Category 1

Charwood (FC 50241)  
30-Sheen




Category 1

Tavern (FC 10944)  
30-Sheen



Category 1

Earthtone (FC 40592)  
30-Sheen




Category 1

Shadow (FC 24427)  
30-Sheen




Category 1

Asbury Brown (FC 7992)  
30-Sheen




Category 1

Burnt Umber (FC 10748)  
30-Sheen




Category 1

Old Museum (FC 47276)  
30-Sheen




Category 1

Dark Knight (FC 49908)  
30-Sheen




Category 1

Briar (FC 15743)  
30-Sheen




Category 1

Onyx (FC 230)  
30-Sheen



Category 1


Ebony (FC 11047)  
30-Sheen



Category 2


Mineral (PCL 175)  
30-Sheen

# HICKORY




Category 1

Lemon (D22Y00320)  
30-Sheen




Category 1

Limed (D22CW00148)  
30-Sheen




Category 1

Bamboo (D22CW00261)  
30-Sheen




Category 1

Granola (D22N11322)  
30-Sheen




Category 1

Seashell (D22N09096)  
30-Sheen




Category 1

Wicker (D22N11218)  
30-Sheen




Category 1

Sand (D22N10202)  
30-Sheen




Category 1

Bel Air (FC 47823)  
30-Sheen




Category 1

Driftwood (FC 11434)  
30-Sheen




Category 1

Flint (FC 51263)  
30-Sheen



Category 1

Grey Flannel (FC 47865)  
30-Sheen




Category 1

Natural  
30-Sheen




Category 1

Honey (CF-921 S-2)  
30-Sheen




Category 1

Harvest (FC 107)  
30-Sheen



Category 1

Chestnut (FC 104)  
30-Sheen



Category 1

Sandstone (D22N08963)  
30-Sheen

# FINISHES



# FINISHES

## HICKORY




Almond (FC 42000)  
30-Sheen

American Antique (FC 48024)  
30-Sheen

Carbon (FC 50240)  
30-Sheen

Smoke (D22N10069)  
30-Sheen



Antique Slate (FC 19852)  
30-Sheen

Medium Walnut (FC 44688)  
30-Sheen

Sealy (FC 44938)  
30-Sheen

Golden Pecan (FC 41610)  
30-Sheen




Hoosier Special (FC 11043)  
30-Sheen

Lite Asbury (FC 14620)  
30-Sheen

Golden Harvest (FC 46483)  
30-Sheen

Vintage Antique (FC 17882)  
30-Sheen



Michael's Cherry  
30-Sheen

Scarlet (FC 49909)  
30-Sheen

Charwood (FC 50241)  
30-Sheen

Manchester (FC 42633)  
30-Sheen

# HICKORY




Tavern (FC 10944)  
30-Sheen



Earthtone (FC 40592)  
30-Sheen



Shadow (FC 24427)  
30-Sheen




Asbury Brown (FC 7992)  
30-Sheen




Burnt Umber (FC 10748)  
30-Sheen



Old Museum (FC 47276)  
30-Sheen



Briar (FC 15743)  
30-Sheen



Onyx (FC 230)  
30-Sheen



Ebony (FC 11047)  
30-Sheen



Oatmilk (PCL 180)  
30-Sheen



Mineral (PCL 175)  
30-Sheen





















# FINISHES



# FINISHES





















## OAK



 Category 1	 Category 1	 Category 1	 Category 1
Lemon (D22Y00320) 30-Sheen	Limed (D22CW00148) 30-Sheen	Bamboo (D22CW00261) 30-Sheen	Granola (D22N11322) 30-Sheen
 Category 1	 Category 1	 Category 1	 Category 1
Seashell (D22N09096) 30-Sheen	Wicker (D22N11218) 30-Sheen	Sand (D22N10202) 30-Sheen	Bel Air (FC 47823) 30-Sheen
 Category 1	 Category 1	 Category 1	 Category 1
Driftwood (FC 11434) 30-Sheen	Flint (FC 51263) 30-Sheen	Grey Flannel (FC 47865) 30-Sheen	Natural 30-Sheen
 Category 1	 Category 1	 Category 1	 Category 1
Honey (CF-921 S-2) 30-Sheen	Harvest (FC 107) 30-Sheen	Chestnut (FC 104) 30-Sheen	Sandstone (D22N08963) 30-Sheen
 Category 1	 Category 1	 Category 1	 Category 1
Almond (FC 42000) 30-Sheen	American Antique (FC 48024) 30-Sheen	Carbon (FC 50240) 30-Sheen	Smoke (D22N10069) 30-Sheen



# OAK

 Category 1	 Category 1	 Category 1	 Category 1
Antique Slate (FC 19852) 30-Sheen	Medium Walnut (FC 44688) 30-Sheen	Sealy (FC 44938) 30-Sheen	Golden Pecan (FC 41610) 30-Sheen
 Category 1	 Category 1	 Category 1	 Category 1
Hoosier Special (FC 11043) 30-Sheen	Lite Asbury (FC 14620) 30-Sheen	Vintage Antique (FC 17882) 30-Sheen	Michael's Cherry 30-Sheen
 Category 1	 Category 1	 Category 1	 Category 1
Scarlet (FC 49909) 30-Sheen	Charwood (FC 50241) 30-Sheen	Manchester (FC 42633) 30-Sheen	Tavern (FC 10944) 30-Sheen
 Category 1	 Category 1	 Category 1	 Category 1
Earthtone (FC 40592) 30-Sheen	Shadow (FC 24427) 30-Sheen	Asbury Brown (FC 7992) 30-Sheen	Acres (D22R00973) 30-Sheen
 Category 1	 Category 1	 Category 1	 Category 1
Burnt Umber (FC 10748) 30-Sheen	Old Museum (FC 47276) 30-Sheen	Dark Knight (FC 49908) 30-Sheen	Briar (FC 15743) 30-Sheen






















# FINISHES






















# FINISHES

## OAK



 <b>Category 1</b> Onyx (FC 230) 30-Sheen	 <b>Category 1</b> Ebony (FC 11047) 30-Sheen	 <b>Category 1</b> Muted White (PCL 183) 10-Sheen	 <b>Category 1</b> Muted Grey (PCL 181) 10-Sheen	
 <b>Category 1</b> Muted Black (PCL 182) 10-Sheen	 <b>Category 2</b> Oatmilk (PCL 180) 30-Sheen	 <b>Category 2</b> Mineral (PCL 175) 30-Sheen	 <b>Category 2</b> Chalk (PCL 176) 30-Sheen	 <b>Category 2</b> Almond Burnished (FC 42000) 30-Sheen
 <b>Category 3</b> Weathered Snow White (SP 170) 10-Sheen	 <b>Category 3</b> Weathered Greek Villa (PCL 184) 10-Sheen	 <b>Category 3</b> Distressed Weathered Burlap (PCL 186) 10-Sheen	 <b>Category 3</b> Distressed Weathered Hazelnut (PCL 185) 10-Sheen	
 <b>Category 3</b> Distressed Weathered Tortilla (PCL 188) 10-Sheen	 <b>Category 3</b> Distressed Weathered Rockledge (PCL 187) 10-Sheen	 <b>Category 3</b> Distressed Weathered Treebark (SP 166) 10-Sheen	 <b>Category 3</b> Distressed Weathered Smog (PCL 177) 10-Sheen	
 <b>Category 3</b> Distressed Weathered Savanna (PCL 189) 10-Sheen	 <b>Category 3</b> Distressed Weathered Iron (PCL 179) 10-Sheen	 <b>Category 3</b> Distressed Weathered Asphalt (PCL 178) 10-Sheen	 <b>Category 3</b> Distressed Weathered Grey Wood (SP 159) 10-Sheen	

# PLAIN-SAWN WHITE OAK

 Category 1	 Category 1	 Category 1	 Category 1
Bamboo (D22CW00261) 30-Sheen	Granola (D22N11322) 30-Sheen	Seashell (D22N09096) 30-Sheen	Wicker (D22N11218) 30-Sheen
 Category 1	 Category 1	 Category 1	 Category 1
Bel Air (FC 47823) 30-Sheen	Natural 30-Sheen	Harvest (FC 107) 30-Sheen	American Antique (FC 48024) 30-Sheen
 Category 1	 Category 1	 Category 1	 Category 1
Carbon (FC 50240) 30-Sheen	Sealy (FC 44938) 30-Sheen	Golden Pecan (FC 41610) 30-Sheen	Hoosier Special (FC 11043) 30-Sheen
 Category 1	 Category 1	 Category 1	 Category 1
Lite Asbury (FC 14620) 30-Sheen	Vintage Antique (FC 17882) 30-Sheen	Michael's Cherry 30-Sheen	Manchester (FC 42633) 30-Sheen
 Category 1	 Category 1	 Category 1	
Tavern (FC 10944) 30-Sheen	Shadow (FC 24427) 30-Sheen	Asbury Brown (FC 7992) 30-Sheen	

# FINISHES



# FINISHES

## QUARTER-SAWN WHITE OAK



Lemon (D22Y00320)  
30-Sheen

Limed (D22CW00148)  
30-Sheen

Bamboo (D22CW00261)  
30-Sheen

Seashell (D22N09096)  
30-Sheen



Wicker (D22N11218)  
30-Sheen

Sand (D22N10202)  
30-Sheen

Bel Air (FC 47823)  
30-Sheen

Driftwood (FC 11434)  
30-Sheen



Flint (FC 51263)  
30-Sheen

Natural  
30-Sheen

Harvest (FC 107)  
30-Sheen

Almond (FC 42000)  
30-Sheen



American Antique (FC 48024)  
30-Sheen

Carbon (FC 50240)  
30-Sheen

Smoke (D22N10069)  
30-Sheen

Antique Slate (FC 19852)  
30-Sheen



Medium Walnut (FC 44688)  
30-Sheen


Sealy (FC 44938)  
30-Sheen

Golden Pecan (FC 41610)  
30-Sheen

Hoosier Special (FC 11043)  
30-Sheen

# QUARTER-SAWN WHITE OAK

# FINISHES




Lite Asbury (FC 14620)  
30-Sheen

Vintage Antique (FC 17882)  
30-Sheen

Michael's Cherry  
30-Sheen

Charwood (FC 50241)  
30-Sheen




Manchester (FC 42633)  
30-Sheen

Tavern (FC 10944)  
30-Sheen

Earthtone (FC 40592)  
30-Sheen

Shadow (FC 24427)  
30-Sheen




Asbury Brown (FC 7992)  
30-Sheen

Acres (D22R00973)  
30-Sheen

Burnt Umber (FC 10748)  
30-Sheen

Old Museum (FC 47276)  
30-Sheen



Dark Knight (FC 49908)  
30-Sheen

Briar (FC 15743)  
30-Sheen

Onyx (FC 230)  
30-Sheen

Ebony (FC 11047)  
30-Sheen



Almond Burnished (FC 42000)  
30-Sheen

Tavern Burnished (FC 10944)  
30-Sheen



# FINISHES

## SAP CHERRY



Bamboo (D22CW00261)  
30-Sheen

Granola (D22N11322)  
30-Sheen

Seashell (D22N09096)  
30-Sheen

Wicker (D22N11218)  
30-Sheen




Sand (D22N10202)  
30-Sheen

Bel Air (FC 47823)  
30-Sheen

Natural  
30-Sheen

Almond (FC 42000)  
30-Sheen




Carbon (FC 50240)  
30-Sheen

Smoke (D22N10069)  
30-Sheen

Medium Walnut (FC 44688)  
30-Sheen

Sealy (FC 44938)  
30-Sheen



Hoosier Special (FC 11043)  
30-Sheen

Lite Asbury (FC 14620)  
30-Sheen

Michael's Cherry  
30-Sheen


















Shadow (FC 24427)  
30-Sheen



Oatmilk (PCL 180)  
30-Sheen

Mineral (PCL 175)  
30-Sheen

# WALNUT

 <p>Category 1</p> <p>Limed (D22CW00148) 30-Sheen</p>	 <p>Category 1</p> <p>Bamboo (D22CW00261) 30-Sheen</p>	 <p>Category 1</p> <p>Seashell (D22N09096) 30-Sheen</p>	 <p>Category 1</p> <p>Bel Air (FC 47823) 30-Sheen</p>
 <p>Category 1</p> <p>Natural 30-Sheen</p>	 <p>Category 1</p> <p>Harvest (FC 107) 30-Sheen</p>	 <p>Category 1</p> <p>Almond (FC 42000) 30-Sheen</p>	 <p>Category 1</p> <p>Carbon (FC 50240) 30-Sheen</p>
 <p>Category 1</p> <p>Sealy (FC 44938) 30-Sheen</p>	 <p>Category 1</p> <p>Golden Pecan (FC 41610) 30-Sheen</p>	 <p>Category 1</p> <p>Lite Asbury (FC 14620) 30-Sheen</p>	 <p>Category 1</p> <p>Vintage Antique (FC 17882) 30-Sheen</p>
 <p>Category 1</p> <p>Scarlet (FC 49909) 30-Sheen</p>	 <p>Category 1</p> <p>Charwood (FC 50241) 30-Sheen</p>	 <p>Category 1</p> <p>Tavern (FC 10944) 30-Sheen</p>	 <p>Category 1</p> <p>Asbury Brown (FC 7992) 30-Sheen</p>
 <p>Category 1</p> <p>Burnt Umber (FC 10748) 30-Sheen</p>			

# FINISHES



# FINISHES

## WORMY MAPLE




Lemon (D22Y00320)  
30-Sheen

Limed (D22CW00148)  
30-Sheen

Granola (D22N11322)  
30-Sheen

Seashell (D22N09096)  
30-Sheen




Wicker (D22N11218)  
30-Sheen

Sand (D22N10202)  
30-Sheen

Bel Air (FC 47823)  
30-Sheen

Natural  
30-Sheen



Harvest (FC 107)  
30-Sheen

Sandstone (D22N08963)  
30-Sheen

American Antique (FC 48024)  
30-Sheen

Medium Walnut (FC 44688)  
30-Sheen



Muted White (PCL 183)  
10-Sheen

Oatmilk (PCL 180)  
30-Sheen

Mineral (PCL 175)  
30-Sheen

Distressed Weathered Burlap  
(PCL 186) 10-Sheen



Distressed Weathered Hazelnut  
(PCL 185) 10-Sheen

Distressed Weathered Tortilla  
(PCL 188) 10-Sheen

Distressed Weathered Rockledge  
(PCL 187) 10-Sheen

Distressed Weathered Savanna  
(PCL 189) 10-Sheen



Style	Side Chair Seating Area	Overall Side Width	Arm Chair Seating Area	Overall Arm Width	Arm Height from Floor	Seat Height	Back Height from Seat	Overall Height	Overall Depth
Acadia	19 x 17 1/2	20 1/2	19 x 17 1/2	24	25 1/2	18	24 1/2	41	24
Acadia Desk Chair	-	20 1/2	19 x 17 1/2	24	24 1/2-29 1/2	17-22	23	40-45	27 1/2
Albany	17 1/2 x 16 1/2	20 1/2	20 1/2 x 16 1/2	23	25 3/4	17 1/2	24	40	23 1/2
Allerton 24" Bar Stool	14 x 18	20	-	-	-	24	-	-	16
Allerton 30" Bar Stool	14 x 18	21	-	-	-	30	-	-	17
Arbordale	19 x 17	19	19 x 17	23 1/4	25	17 1/2	21 1/2	38	24 1/2
Ariel	18	22	-	-	-	18	22	40	25 3/4
Arlington	17 1/2 x 16 1/2	20 1/2	20 1/2 x 16 1/2	23	25 3/4	17 1/2	24	40	23 1/2
Barrel Barstool w/swivel seat	16 1/2 x 16 1/2	-	-	-	-	18,24 or 30	-	-	16 1/2
Barrel Barstool w/swivel Meribeth Top	17 x 16	-	-	-	-	18,24 or 30	11 1/2	-	17
Bayfield	20 1/2 x 17 1/2	20 1/2	20 1/2 x 17 1/2	25	25 1/2	18	17 1/2	35	23
Bellingham	18 x 17	18	18 x 17	25 1/2	25 1/2	18	25 1/2	42 1/2	24
Bellingham Stat. Bar Chair	18 x 17	18	18 x 17	-	-	24 or 30	19 1/4	-	24
Bellingham Swivel Barstool	18 x 17	18	18 x 17	-	-	24 or 30	19 1/4	-	23
Belmont Barstool w/swivel seat	16 1/2 x 16 1/2	-	-	-	-	18,24 or 30	-	-	17
Belmont Barstool w/swivel Meribeth Top	17 x 16	-	-	-	-	18,24 or 30	11 1/2	-	17 1/2
Benjamin	19 x 17 1/2	19 1/2	19 x 17 1/2	24	25 1/2	18	24	41	23 1/2
Bent Feather Bow	18 x 16 1/2	19 1/2	17 x 16 1/2	25	25 3/4	17 1/2	25	40	23 1/2
Bent Feather Bow Swivel Barstool	18 x 16 1/2	19 1/2	17 x 16 1/2	-	-	24 or 30	25	-	21
Bent Paddle Bow	18 x 16 1/2	19 1/2	17 x 16 1/2	25	25 3/4	17 1/2	25	40	23 1/2
Bent Paddle Bow Swivel Barstool	18 x 16 1/2	19 1/2	17 x 16 1/2	-	-	24 or 30	25	-	21
Bent Paddle Post	17 1/2 x 16 1/2	19 1/2	17 x 16 1/2	25	25 3/4	17 1/2	23	39	24
Bent Paddle Post Swivel Barstool	17 1/2 x 16 1/2	19 1/2	17 x 16 1/2	-	-	24 or 30	23	-	21
Bersina	18 1/2 x 15 1/2	18 1/2	-	-	-	18	20 1/2	38	23
Birkin	18 1/4 x 15 1/2	18 1/4	-	-	-	18	19	36	21 1/2
Bow River	22 x 18	21 1/2	22 x 18	29	25 1/2	18	24 1/2	42 1/2	26
Bow River Bar Chair	22 x 18	21 1/2	-	-	-	24 or 30	12	-	26
Bradbury	19 1/2 x 17 1/2	19 1/2	19 1/2 x 17 1/2	25 1/2	25 1/2	18	25	42	25
Bradbury Stat. Bar Chair	19 1/2 x 17 1/2	19 1/2	-	-	-	24 or 30	16 1/2	-	25
Brandberg	16 3/4 x 17	19	16 3/4 x 17	22 1/2	25	17 1/2	20 1/4	36 1/2	23
Buchanan	18 x 18	18	18 x 18	25 1/2	25 1/2	18	20 1/2	38 1/2	24
Buchanan Stat. Bar Chair	18 x 18	18	-	-	-	24 or 30	19	-	24
Caraway	17 1/2 x 16	17 1/2	17 1/2 x 16	25	31 1/2 or 43 1/2	24 or 30	16 1/2	-	22
Carmen	18 1/2 x 17 1/2	18 1/2	18 x 17 1/2	24 1/2	25 1/2	18	20 1/2	37 1/2	22
Carmen Stat. Bar Chair	18 1/2 x 17 1/2	18 1/2	-	-	-	24 or 30	17 1/2	37 1/2	23

Style	Side Chair Seating Area	Overall Side Width	Arm Chair Seating Area	Overall Arm Width	Arm Height from Floor	Seat Height	Back Height from Seat	Overall Height	Overall Depth
Carolina	18 x 17 3/4	18	18 x 17 3/4	24 1/2	25 1/2	17 3/4	25 1/2	42	22
Carolina Stat. Bar Chair	18 x 17 3/4	18	18 x 17 3/4	-	-	24 or 30	20	-	23
Carolina Swivel Barstool	18 x 17 3/4	18	18 x 17 3/4	-	-	24 or 30	20	-	22
Carson	19 x 17	19	19 x 17	25	25 1/2	18	18	35	21 1/2
Carson Stat. Bar Chair	19 x 17	19	-	-	-	24 or 30	18	-	22
Carter	17 x 16 1/2	18 1/2	-	-	-	18	16	32	21 1/2
Charleston	19 1/2 x 18	19 1/2	19 1/2 x 18	24	25 1/2	18	23	38 1/2	23 1/2
Charleston Stat. Bar Chair	19 1/2 x 18	19 1/2	-	-	-	24 or 30	20 1/2	-	24
Chesapeake	18 1/2 x 17	18 1/2	18 1/2 x 17	25	25	17 1/2	25 1/2	41	23
Chesapeake Stat. Bar Chair	18 1/2 x 17	18 1/2	-	-	-	24 or 30	20 1/2	-	23
Chevron Bench	Bench length x 18"	-	-	-	-	18	16 1/2	35	22
Colebrook	18 x 17	18	18 x 17	25 1/2	25 1/2	18	25 1/2	42	23
Colebrook Stat. Bar Chair	18 x 17	18	-	-	-	24 or 30	19	-	23
Colebrook Swivel Barstool	18 x 17	18	-	-	-	24 or 30	19	-	22 1/2
Collins	19 x 17 1/2	19	19 x 17 1/2	22	25	17 1/2	22	38	23
Conner	19 x 17 1/2	19	19 1/2 x 17 1/2	25 1/4	25 1/2	18	28	46	23 1/2
Conner Stat. Bar Chair	19 x 17 1/2	19	-	-	-	24 or 30	23 1/2	-	24
Cosgrove Barstool w/swivel seat	16 1/2 x 16 1/2	18 1/2	-	-	-	18,24 or 30	-	-	18 1/2
Cosgrove Barstool w/swivel Easton Top	16 1/2 x 16 1/2	18 1/2	-	-	-	18,24 or 30	10 1/2	-	18 1/2
Country Shaker	18 x 17	18	18 x 17	25 1/2	25 1/2	18	25 1/2	42	24
Country Shaker Stat. Bar Chair	18 x 17	18	-	-	-	24 or 30	19 1/4	-	24
Country Shaker Swivel Barstool	18 x 17	18	-	-	-	24 or 30	19 1/4	-	23
Country Sheaf	18 x 16 1/2	19 1/2	17 x 16 1/2	25	25 3/4	17 1/2	23 1/2	39	23 1/2
Country Sheaf Swivel Barstool	18 x 16 1/2	19 1/2	17 x 16 1/2	-	-	24 or 30	23 1/2	-	22
Cumberland	19 x 17 1/2	19	19 x 17 1/2	24	25 3/4	18	21	37	24 1/2
Crayton	18 1/2 x 16 1/2	19	-	-	-	17 1/2	20	36 1/2	25
Crescent	20 1/2 x 17	22	-	-	-	18	17	35	22 1/2
Damon	19 x 17	19	19 x 17	23 1/4	25	17 1/2	21 1/2	38	24 1/2
Dawson	20 x 18 1/2	20	20 x 18 1/2	23 1/2	25 1/4	18	20	39	23 1/2
Dawson Stat. Bar Chair	20 x 18 1/2	20	-	-	-	24 or 30	19	-	20
Dawson Swivel Barstool	20 x 18 1/2	20	-	-	-	24 or 30	19	-	20
Dillon Barstool w/swivel seat	16 1/2 Diameter	18 1/2	-	-	-	24 or 30	-	-	18 1/2
Dillon Barstool w/swivel Meribeth Top	16 1/2 Diameter	18 1/2	-	-	-	24 or 30	11 1/2	-	18 1/2
Douglas	18 1/2 x 17	18 1/2	18 1/2 x 17	25	25	17 1/2	25 1/2	42	23
Douglas Stat. Bar Chair	18 1/2 x 17	18 1/2	-	-	-	24 or 30	21	-	23
Douglas Swivel Barstool	18 1/2 x 17	18 1/2	-	-	-	24 or 30	21	-	22 1/2
Durham	16 1/2 x 12 3/4	16 1/2	-	-	-	24 or 30	-	-	15 1/2

Style	Side Chair Seating Area	Overall Side Width	Arm Chair Seating Area	Overall Arm Width	Arm Height from Floor	Seat Height	Back Height from Seat	Overall Height	Overall Depth
Ellington	17 x 17	17 1/2	17 x 17	21	25	17 1/2	18 1/2	36	21
Ellington Stat. Bar Chair	17 x 17	17	-	-	-	24 or 30	15	-	21
Elliot Desk Chair	-	-	20 1/2 x 19	23	24 1/2-29 1/2	17-22	14	30 1/2-35 1/2	
Emerson/ Emerwood	19 x 18	20	19 x 18	25 1/2	25 1/4	18	15 1/2	34	21 1/2
Emerson/ Emerwood Stat. Bar Chair	19 x 18	20	19 x 18	-	-	24 or 30	12 1/2	-	23
Espin	17 1/2 x 17	24 3/4	-	-	-	18	15	32	21
Fenmore	19 x 17 1/2	20 1/2	19 x 17 1/2	24	25 1/2	18	24 1/2	41	24
Fenmore Stat. Bar Chair	19 x 17 1/2	20	-	-	-	24 or 30	19	-	25
Folding Chair	16 x 16 1/2	17	-	-	-	17 1/2	15 1/2	32 open	24
Frankton	17 x 17	17 1/2	17 x 17	21	25	17 1/2	18 1/2	36	21
Frankton Stat. Bar Chair	17 x 17	17	-	-	-	24 or 30	15	-	21
Grant	18 1/4 x 17 1/2	18	18 1/4 x 17 1/2	25	25 1/2	17 1/2	25 1/2	42	24
Grant Stat. Bar Chair	18 1/4 x 17 1/2	18	-	-	-	24 or 30	20 3/4	-	24
Grant Swivel Barstool	18 1/4 x 17 1/2	18	-	-	-	24 or 30	20 3/4	-	23
Griffin Bar Chair	16 1/2 x 16 1/2	16 1/2	-	-	-	24 or 30	-	-	16 1/2
Harper	19 x 17	19 1/2	19 x 17	24 1/2	25 1/2	18	21 1/2		21 1/2
Harper Stat. Bar Chair	19 x 17	19 1/2	-	-	-	24 or 30	19 1/2	-	21 1/2
Harris	19 x 17	19	19 x 17	24 1/2	25	17 1/2	22	38	21 1/2
Harris Stat. Bar Chairs	19 x 17	19	-	-	-	24 or 30	19 1/2	-	21 1/2
Harris Swivel Barstools	19 x 17	19	-	-	-	24 or 30	19 1/2	-	21
Harvest	19 x 18	20 1/2	19 x 18	23 1/2	25 1/2	18	19	37	22
Harvest Stat. Bar Chair	19 x 18	20 1/2	-	-	-	24 or 30	19	-	22
Harvest Stat. Bar Chair without Back	16 x 16	20 1/2	-	-	-	24 or 30	-	-	16
Haskin 18"	14 Diameter	14 1/4	-	-	-	18	-	-	14 1/4
Haskin 24"	14 Diameter	15 1/2	-	-	-	24	-	-	15 1/2
Haskin 30"	14 Diameter	17 1/2	-	-	-	30	-	-	17 1/2
Hilko	19 x 16	19	-	-	-	18	16 1/2	33 1/2	21
Hillingdon	18 1/4 x 15 1/2	18 1/4	-	-	-	18	19	36	21 1/2
Iron Craft 24" Barstool w/swivel seat	19 1/2 x 15 1/2	19 1/2	-	-	-	22-25	-	-	21
Iron Craft 30" Barstool w/swivel seat	19 1/2 x 15 1/2	19 1/2	-	-	-	28-31	-	-	21
Iron Craft 24" Barstool w/swivel seat and back	19 1/2 x 15 1/2	19 1/2	-	-	-	22-25	11	-	21
Iron Craft 30" Barstool w/swivel seat and back	19 1/2 x 15 1/2	19 1/2	-	-	-	28-31	11	-	21
Jansen	17 x 17	17 1/2	17 x 17	21	25	17 1/2	18 1/2	36	21
Jansen Stat. Bar Chair	17 x 17	17	-	-	-	24 or 30	15	-	21
Jetara	18 1/2 x 17	18 1/2	-	-	-	18	18	36	24
Jumbo Bent Paddle	18 x 16 1/2	21	20 3/4 x 16 1/2	23 1/2	25 3/4	17 1/2	24 1/2	41	22
Jumbo Bent Paddle Swivel Barstools	18 x 16 1/2	21	-	-	-	24 or 30	24 1/2	-	21

Style	Side Chair Seating Area	Overall Side Width	Arm Chair Seating Area	Overall Arm Width	Arm Height from Floor	Seat Height	Back Height from Seat	Overall Height	Overall Depth
Keelan	18 1/2 x 18 1/2	18 1/2	-	-	-	18	15	31 1/2	22
Kenshaw	18 1/4 x 15 1/2	18 1/4	-	-	-	18	19	36	21 1/2
Kensington	18 x 16 1/2	19	18 x 16 1/2	25	25 1/2	18	25 1/2	41	23
Korbyn	21 x 19	21	-	-	-	18	19	37 1/2	24 1/2
Lambert 24"	16 1/2 x 16	16 1/4	-	-	-	24 or 30	-	-	16 1/4
Lambert 30"	16 1/2 x 16	17 1/2	-	-	-	-	-	-	17 1/2
Lamont	19 x 17	19	-	-	-	18	21 1/2	38	22
Lavega	18 1/2 x 17	18	18 1/2 x 17	25	25 1/2	17 1/2	25 1/2	42	23
Lavega Stat. Bar Chairs	18 1/2 x 17	18	-	-	-	24 or 30	21	-	23
Lexford	20 x 17	20	20 x 17	22	25 3/4	17 1/2	22	39	23
Livingston	19 x 17	20 1/2	19 x 17	25 3/4	25 1/2	18	24 3/4	41	23 1/2
Louisdale	17 x 17	17 1/2	17 x 17	21	25	17 1/2	18 1/2	36	21
Louisdale Stat. Bar Chair	17 x 17	17	-	-	-	24 or 30	15	-	21
Madison	19 x 17	20 1/2	19 x 17	25 3/4	25 1/2	18	24 3/4	41	25
Madison Stat. Bar Chairs	19 x 17	20	-	-	-	24 or 30	21	-	25 1/2
Madison Swivel Barstools	19 x 17	20	-	-	-	24 or 30	21	-	24
Marbury	17 x 17	18	17 x 17	21	25	17 1/2	18 1/2	38	22
Marbury Stat. Bar Chair	17 x 17	17 1/2	-	-	-	24 or 30	15	-	22
Mesa	18 x 17	19	18 x 17	25 1/2	25 1/2	18	24	42	23
Mesa Stat. Bar Chair	18 x 17	19	-	-	-	24 or 30	21	-	23
Mesa Swivel Barstools	18 x 17	19	-	-	-	24 or 30	21	-	22 1/2
Mill Valley	19 x 17	20 1/2	19 x 17	25 3/4	25 1/2	18	25 1/2	42	23 1/2
Mill Valley Stat. Bar Chair	19 x 17	20	-	-	-	24 or 30	20	-	23 1/2
Modesto	18 x 17	18	21 x 17	25 1/2	25 1/2	18	25 1/4	42 1/2	22
Modesto Stat. Bar Chairs	18 x 17	18	-	-	-	24 or 30	18 1/2	-	22
Modesto Swivel Barstools	18 x 17	18	-	-	-	24 or 30	18 1/2	-	21 1/2
Niles	19 x 16 1/2	19	-	-	-	18	19	36	22 1/2
North Star	18 1/4 x 15 1/2	18 1/4	-	-	-	18	19	36	21 1/2
Oxford	18 1/4 x 15 1/2	18 1/4	-	-	-	18	19	36	21 1/2
Palmer	19 x 17	19	19 x 17	23 1/2	25 1/2	18	22	39 1/2	23
Parkland	19 x 17	19	19 x 17	25 3/4	25 1/2	18	24 3/4	41	23 1/2
Parkland Stat. Bar Chairs	19 x 17	19	-	-	-	24 or 30	21	-	23 1/2
Parkland Swivel Barstools	19 x 17	19	-	-	-	24 or 30	21	-	23
Portage 24"	18 1/2 x 11 1/2	18 1/2	-	-	-	24	-	-	14 1/2
Portage 30"	18 1/2 x 11 1/2	18 1/2	-	-	-	30	-	-	16

Style	Side Chair Seating Area	Overall Side Width	Arm Chair Seating Area	Overall Arm Width	Arm Height from Floor	Seat Height	Back Height from Seat	Overall Height	Overall Depth
Regal	18 1/4 x 15 1/2	18 1/4	-	-	-	18	19	36	21 1/2
Roanoke	20 1/2 x 18	20 1/2	-	-	-	18	24	41 1/2	25
Roosevelt	20 1/2 x 18	23	-	-	-	18	19	37	25
Sawyer	18 1/4 x 17 1/2	18 1/4	18 1/4 x 17 1/2	25	25 1/2	18	20 1/2	38	22 1/2
Sinclair	18 1/4 x 15 1/2	18 1/4	-	-	-	18	19	36	21 1/2
Somerset	19 x 17 1/2	19 1/2	19 x 17 1/2	25	25 1/2	18	20 3/4	38	21 1/2
Somerset Stat. Bar Chair	19 x 17 1/2	19 1/2	-	-	-	24 or 30	19 1/4	-	21 1/2
Somerset Swivel Barstools	19 x 17 1/2	19 1/2	-	-	-	24 or 30	19 1/4	-	21
Spring Meadow Pressback	17 1/2 x 16 1/2	22	17 x 16 1/2	25	25 3/4	17 1/2	21 3/4	37	24
Spring Meadow Pressback Swivel Barstool	17 1/2 x 16 1/2	22	17 x 16 1/2	-	-	24 or 30	21 3/4	-	23 1/2
Tifton	19 x 17	20 1/2	19 x 17	25 1/2	25 1/2	18	24	40 1/2	25
Tifton Stat. Bar Chair	19 x 17	20 1/2	-	-	-	24 or 30	20	-	25 1/2
Tosky 24"	16 1/2 x 12 3/4	14 1/2	-	-	-	24	-	-	15 1/2
Tosky 30"	16 1/2 x 12 3/4	16	-	-	-	30	-	-	17 1/2
Vinson	18 1/2 x 18	19	-	-	-	18	14 1/2	32	22 1/2
Vinson Stat. Bar Chair	18 1/2 x 18	19	-	-	-	24 or 30	12	-	22 1/2
Vinson Swivel Bar Stool	18 1/2 x 18	19	-	-	-	24 or 30	12	-	22 1/2
Vintage Mission	18 x 18	18	18 x 18	25 1/2	25 1/2	18	24 1/2	42 1/2	24
Vintage Mission Stat. Bar Chair	18 x 18	18	-	-	-	24 or 30	19	-	24
Vintage Swivel Bar Stool	18 x 18	18	-	-	-	24 or 30	19	-	23
Waverton	18 1/4 x 15 1/2	18 1/4	-	-	-	18	19	36	21 1/2
Wellbeck	18 1/4 x 15 1/2	18 1/4	-	-	-	18	19	36	21 1/2
Wescott	20 1/2 x 18	20 1/2	18 x 18	23 1/2	25 1/2	18	21	37	23
Wescott Stat. Bar Chair	20 1/2 x 18	20 1/2	19 x 18	-	-	24 or 30	13	-	24
Westal	20 1/2 x 17	20 1/2	-	-	-	18	21	38	22
Wilton	18 1/2 x 16 1/2	19 1/4	-	-	-	18	13	30	21 1/2
Winslow Barstool 18"	19 1/2 x 14	19 1/2	-	-	-	18	-	-	18
Winslow Barstool 24"	19 1/2 x 14	19 1/2	-	-	-	24	-	-	19
Winslow Barstool 30"	19 1/2 x 14	22	-	-	-	30	-	-	22
Wellsburg	19 x 17 1/2	19 1/2	19 x 17 1/2	24	25 1/2	18	24	41	23 1/2
West Lake	18 x 18	18	18 x 18	25 1/2	25 1/2	18	23 1/2	41 1/2	24
West Lake Stat. Bar Chair	18 x 18	18	-	-	-	24 or 30	19	-	24
West Lake Swivel Bar Stool	18 x 18	18	-	-	-	24 or 30	19	-	23
Wyndlot Desk Chair	18 1/2 x 18 1/2	19	18 1/2 x 18 1/2	24 1/2	24 1/2-29 1/2	17-22	24	42-47	28
Yorktown	18 3/4 x 18 3/4	20	18 3/4 x 18 3/4	25 1/2	25 1/2	18	25 1/2	42	25
Yorktown Stat. Bar Chair	18 3/4 x 18 3/4	20	-	-	-	24 or 30	19 1/2	-	25 1/2
Yorktown Swivel Bar Stool	18 3/4 x 18 3/4	20	-	-	-	24 or 30	19 1/2	-	25



R·H·YODER

[rhyoder.com](http://rhyoder.com)